



**Redland**  
CITY COUNCIL

# **MINUTES**

## **GENERAL MEETING**

**Wednesday, 11 May 2016**

**The Council Chambers  
35 Bloomfield Street  
CLEVELAND QLD**

---

## Table of Contents

---

Item	Subject	Page No
1	DECLARATION OF OPENING .....	1
2	RECORD OF ATTENDANCE AND LEAVE OF ABSENCE.....	1
3	DEVOTIONAL SEGMENT.....	1
4	RECOGNITION OF ACHIEVEMENT.....	2
4.1	CR BISHOP – PETER OLIVERI .....	2
4.2	MAYOR WILLIAMS - NATIONAL VOLUNTEER WEEK (9-15 MAY) .....	4
5	RECEIPT AND CONFIRMATION OF MINUTES.....	5
5.1	GENERAL MEETING MINUTES 27 APRIL 2016.....	5
6	MATTERS OUTSTANDING FROM PREVIOUS COUNCIL MEETING MINUTES.....	5
7	PUBLIC PARTICIPATION.....	5
8	PETITIONS AND PRESENTATIONS.....	6
8.1	PETITION – CR HEWLETT.....	6
8.1.1	PENSIONERS COUNCIL RATES SUBSIDY FOR RESIDENTS OF LEASEHOLD RETIREMENT VILLAGES.....	6
9	MOTION TO ALTER THE ORDER OF BUSINESS .....	6
9.1	MOTION TO ACCEPT A LATE ITEM .....	6
9.2	MOTION TO ACCEPT A LATE ITEM .....	6
10	DECLARATION OF MATERIAL PERSONAL INTEREST OR CONFLICT OF INTEREST ON ANY ITEMS OF BUSINESS .....	6
11	REPORTS TO COUNCIL .....	7
11.1	OFFICE OF CEO.....	7
11.1.1	2015-16 FINAL BUDGET REVIEW.....	7
11.1.2	POL-3010 CONSTRAINED CASH RESERVES POLICY 2016- 2017 .....	11
11.1.3	POL-3013 INVESTMENT POLICY 2016-2017 .....	13
11.1.4	POL-3117 APPLICATION OF DIVIDENDS AND TAX EQUIVALENT PAYMENTS 2016-2017 .....	15

---

<b>11.2</b>	<b>ORGANISATIONAL SERVICES</b> .....	<b>17</b>
	11.2.1 REPORT OF THE AUDIT COMMITTEE MEETING .....	17
	11.2.2 APPOINTMENTS/NOMINATIONS OF COUNCILLORS TO TASK FORCES/EXTERNAL ORGANISATIONS/OTHER INTERNAL COMMITTEES .....	19
<b>11.3</b>	<b>COMMUNITY &amp; CUSTOMER SERVICES</b> .....	<b>22</b>
	11.3.1 DECISIONS MADE UNDER DELEGATED AUTHORITY FOR CATEGORY 1,2 &3 DEVELOPMENTS .....	22
	11.3.2 APPEALS LIST CURRENT AS AT 22 APRIL 2016.....	24
<b>11.4</b>	<b>INFRASTRUCTURE &amp; OPERATIONS</b> .....	<b>27</b>
	11.4.1 FREEDOM OF ENTRY .....	27
<b>12</b>	<b>MAYORAL MINUTE</b> .....	<b>33</b>
<b>13</b>	<b>NOTICES OF MOTION TO REPEAL OR AMEND RESOLUTIONS</b> .....	<b>33</b>
	13.1 NOTICE OF MOTION TO AMEND – CR BOGLARY.....	33
	13.1.1 BULKY HOUSEHOLD ITEM COLLECTION SERVICE .....	33
<b>14</b>	<b>NOTICES OF MOTION</b> .....	<b>35</b>
	14.1 NOTICES OF MOTION – CR EDWARDS.....	35
	14.1.1 HIGH STREET, RUSSELL ISLAND.....	35
	14.1.2 JOCK KENNEDY PARK, RUSSELL ISLAND .....	35
	14.1.3 WEINAM CREEK JETTY CAR PARKS .....	35
<b>15</b>	<b>URGENT BUSINESS WITHOUT NOTICE</b> .....	<b>35</b>
<b>16</b>	<b>CLOSED SESSION</b> .....	<b>36</b>
	16.1 COMMUNITY AND CUSTOMER SERVICES .....	36
	16.1.1 LOCAL GOVERNMENT INFRASTRUCTURE PLAN EXTENSION .....	36
	16.1.2 COMPULSORY LAND ACQUISITION FOR EAST THORNLANDS URBAN WILDLIFE CORRIDOR.....	40
	16.1.3 APPEAL 2675 OF 2009 LM WIGAN.....	41
	16.1.4 VILLA WORLD APPEALS 178, 179, 180 AND 181 OF 2015 (A1764789) .....	42
<b>17</b>	<b>MEETING CLOSURE</b> .....	<b>42</b>

---

## 1 DECLARATION OF OPENING

The Mayor declared the meeting open at 9.30am and acknowledged the Quandamooka people, who are the traditional custodians of the land on which Council meets.

The Mayor also paid Council's respect to their elders, past and present, and extended that respect to other indigenous Australians who are present.

## 2 RECORD OF ATTENDANCE AND LEAVE OF ABSENCE

### MEMBERS PRESENT:

Cr K Williams	Mayor
Cr W Boglary	Councillor Division 1
Cr P Mitchell	Councillor Division 2 (via teleconference)
Cr P Gollè	Councillor Division 3
Cr L Hewlett	Councillor Division 4
Cr M Edwards	Councillor Division 5
Cr J Talty	Councillor Division 6
Cr M Elliott	Councillor Division 7 – entered at 9.45am
Cr T Huges	Councillor Division 8
Cr P Gleeson	Councillor Division 9
Cr P Bishop	Councillor Division 10 – entered at 9.37am

### EXECUTIVE LEADERSHIP TEAM:

Mr B Lyon	Chief Executive Officer
Mr N Clarke	General Manager Governance
Mrs L Rusan	General Manager Community & Customer Services
Mr G Soutar	General Manager Infrastructure & Operations
Ms A Daly	Head of Human Resources
Mrs D Corbett-Hall	Acting Chief Financial Officer

### MINUTES

Mrs E Striplin	Corporate Meetings & Registers
----------------	--------------------------------

### BY TELECONFERENCE

### COUNCIL RESOLUTION

**Moved by:** Cr P Gleeson

**Seconded by:** Cr W Boglary

**That Councillor Peter Mitchell is granted permission to take part in the General Meeting by teleconference.**

**CARRIED 9/0**

Crs Boglary, Mitchell, Gollè, Hewlett, Edwards, Talty, Huges, Gleeson and Williams voted FOR the motion.

Crs Elliott and Bishop were not present when the motion was put.

## 3 DEVOTIONAL SEGMENT

Reverend Linda Hamill, Trinity Uniting Church, Wellington Point and a member of the Ministers' Fellowship led Council in a brief devotional segment.

## **4 RECOGNITION OF ACHIEVEMENT**

### **4.1 CR BISHOP – PETER OLIVERI**

I would like to speak this morning about a man whose work was almost invisible, and yet by remembering him and his otherwise silent achievements, we celebrate both the man and his greater contribution to our nation, while at the same time, we gain a deeper understanding and about the history of our city and the importance he, and many others have played in the defence of our nation.

This morning I would like to acknowledge the passing of Mr Peter Oliveri, born in Innisfail, 04 Sep 1922, before moving to Birkdale when his parents Cam and Parina sold their sugarcane farm and came to set up a General store in Birkdale, during the 1950s.

While Mr Oliveri and his family lived in different parts of south-east Queensland, three of his six children reside in the Redlands and it was on the Birkdale Commonwealth lands, which he refers to as the Cottons farm, where he did some of his most important work.

Many people are not aware that of the significance of this piece of land in relation to our nation's history, yet it was something that Mr Oliveri remained steadfastly committed to letting people know about, right until the end of his life...

Mr Oliveri was a radio man, before the Internet, there existed right across this country a connected network of Amateur (and increasingly professional) radio operators using HAM and high frequency transmission to keep our country connected. In his early years, Mr Oliveri was an amateur HAM radio operator and use the call sign...CK4po, as his identity. During the war he was in signals and likely involved in vital, responsible relay of critical information that kept our community aware of events as they unfolded during world War two.

One can only imagine impact of the news of the Pearl Harbour Bombing of US forces, from the advancing Japanese, on 7 December 1941. It must have had the airwaves buzzing for Mr Oliveri and his peers. When the shock events of Pearl Harbour changed WWII and led 5 Star US General Douglas MacArthur to make a retreat from the Philippines, he established his HQ in Brisbane.

Apparently, one day when ploughing his fields, Willard property owner, Mr Doug Cotton had a US Army jeep arrive and their soldiers requested permission to establish a radio receiving station on his land in Birkdale. Together, MacArthur's soldiers built the dual transmission (Fort Lytton) and receiving (Birkdale Land) towers that helped manage all communications among Allied forces during the War in the Pacific, until the final surrender message from Japanese Emperor Hirohito was received at this site, signalling the end of the war in the Pacific, some years later.

It was after the war that the Commonwealth Government Post Master General claimed the Cottons' Land for continued management, monitoring & surveillance of the nation's airwaves when High Frequency as it became the official channel for vital communications, thanks to the incredible innovation and technological wizardry of the US forces. And it was to this place that Mr Oliveri came to work each day from 1952 to 1959 at the Commonwealth government radio branch, as a radio technician, on what he referred to as an antennae farm. The site was able to receive and transmit signals from across the world and played a major role in picking up Australian broadcasting commission programs when landlines from Sydney and Melbourne studios failed.

In a RCB interview in 2015, Mr Oliveri said *"it was General MacArthur's main Communications Centre and the equipment was used to connect the entire eastern seaboard with places including New Guinea, Thursday Island and the rest of the world."* In 1955, high frequency radio was the only means of communications between Queensland and central New South Wales when they were flooded around Maitland. He said, *"The antenna farm was absolutely magnificent and was built by American expert engineers during the war."*

Mr Oliveri remembered when he got a distress call from the ABC in Sydney claiming they could not pick up the signal for an all-important cricket test match in Johannesburg. He was able to find a large and 10 oh and reverse its position to pick up the frequency from South Africa and broadcast the match to the rest of the country by patching it into the ABC network.

He says, *"when I went onto the frequency, it was dead, so I looked for an antenna that was pointing directly to South Africa and found the radio branch had one.. I was able to turn it on and 'bang', there was the signal as clear as a bell. The signal was fed by landline to Alice Street in Brisbane and it was then broadcast all around Australia."* Mr Oliveri said the site was steeped in history and he hoped one day the buildings would be restored.

Mr Oliveri benefited greatly from the arrival of this world-class technology. He and other Australians contributed significantly to the rise of the importance of communications and technology on the world stage, as a result of MacArthur's communications during the war being supported by Australian professional radio men and women. In fact, Peter met his wife Grace Mabel who was working in a radio spare parts store in Brisbane. He also worked as an ABC Technician, he was a TV repair man, worked in Brisbane City Council, Department of Harbours and Marine as a supervisor in the electronics division.

Mr Oliveri passed away on 22 March, 2016. Mabel survives as his widow, and he has one son and 5 daughters, 3 of whom live in Redland City.

On behalf of so many Australians who have benefited from his work, and his passion for continued advancement and use of media to improve and enhance safety in our lives, especially during disaster periods, I would like to show respect for Mr Oliveri and his widow and offer condolences to his son and five daughters, especially Christine who nursed both her parents over the past six years.

Mr Oliveri's work was largely invisible, but his love of technology and sense of responsibility and respect for history is something we must not forget as we move into the future.

Linked below is Judith Kerr's story from yesterday's Redland City Bulletin article:

<http://www.redlandcitybulletin.com.au/story/3899413/strong-signals-from-birkdales-radio-man/?cs=213>

## **4.2 MAYOR WILLIAMS - NATIONAL VOLUNTEER WEEK (9-15 MAY)**

It is said the quality and compassion of a community can be measured by the number of volunteers and the work they do.

Redland City has thousands of people who volunteer every single day, in a range of capacities.

The common thread is they are giving something back to their community .

They share a wonderful gift with others – themselves.

The vast majority do it without fanfare – they are far happier working behind the scenes. They just want to support and help others who may not be as fortunate as them.

Their reward is knowing their work is appreciated.

Some volunteers donate thousands of hours of their time every year. Others just a few, when they can spare the time from their busy daily schedules, completing daily chores, bringing up their families, or working to support them.

They may be marine rescue or coast guard volunteers, rural fire volunteers, volunteer surf lifesavers, work in our art gallery, help local police.

They include sporting coaches and managers, parents who help kids at school, those who support people with disabilities or the ill, who provide respite care, or they may help prepare and deliver meals to the elderly through Meals on Wheels.

They may have protect our environment through membership of bushcare groups, help our animal hospitals, or help keep our waterways clean.

They may help at court, at our hospital, or at our aged care facilities.

They may be members of our wonderful service clubs who do so much for our community.

They may be people offering a shoulder for others to cry on, or a good listener to whom others turn during tough times.

Volunteers are ordinary people who do an extraordinary job.

They give their time, their knowledge, experience, wisdom, their clever hands, their agile brains, fertile imagination, loving heart and their generosity.

They make an enormous contribution to our Redlands community

National Volunteer Week runs from May 9-15.

Volunteers are our community's most valuable asset – they are the vital thread that binds us all together as a community and embodies the very best things about the Redlands – our spirit, generosity and sense of community.

National Volunteer Week shines the light on volunteers. It is the perfect time for us all to say “thank you” to all those who give back to our community.

**5 RECEIPT AND CONFIRMATION OF MINUTES****5.1 GENERAL MEETING MINUTES 27 APRIL 2016****COUNCIL RESOLUTION**

Moved by: Cr M Elliott  
Seconded by: Cr M Edwards

That the minutes of the General Meeting of Council held 27 April 2016 be confirmed.

**CARRIED 11/0**

Crs Boglary, Mitchell, Gollè, Hewlett, Edwards, Talty, Elliott, Huges, Gleeson, Bishop and Williams voted FOR the motion.

**6 MATTERS OUTSTANDING FROM PREVIOUS COUNCIL MEETING MINUTES**

Nil

**7 PUBLIC PARTICIPATION****MOTION TO ADJOURN MEETING AT 9.49AM**

Moved by: Cr P Gollè  
Seconded by: Cr W Boglary

That Council adjourn the meeting for a 15 minute public participation segment.

**CARRIED 11/0**

Crs Boglary, Mitchell, Gollè, Hewlett, Edwards, Talty, Elliott, Huges, Gleeson, Bishop and Williams voted FOR the motion.

1. Mr Kent Beale, resident of Cleveland and representing Body Corp, Raby Bay Harbour addressed Council regarding the potential parking chaos as a result of the proposed railway development
2. Mrs K Murphy, resident of Thornlands, complimented Council officers, particularly those involved in heavy outdoor work on their professionalism, politeness and efficiency.

**MOTION TO RESUME MEETING AT 10.00AM**

Moved by: Cr T Huges  
Seconded by: Cr M Elliott

That the meeting proceedings resume.

**CARRIED 11/0**

Crs Boglary, Mitchell, Gollè, Hewlett, Edwards, Talty, Elliott, Huges, Gleeson, Bishop and Williams voted FOR the motion.



## 8 PETITIONS AND PRESENTATIONS

### 8.1 PETITION – CR HEWLETT

#### 8.1.1 PENSIONERS COUNCIL RATES SUBSIDY FOR RESIDENTS OF LEASEHOLD RETIREMENT VILLAGES

#### **COUNCIL RESOLUTION**

Moved by: Cr L Hewlett  
Seconded by: Cr P Bishop

That the petition be received and referred to a committee or the Chief Executive Officer for consideration and a report to the local government.

**CARRIED 11/0**

Crs Boglary, Mitchell, Gollè, Hewlett, Edwards, Talty, Elliott, Huges, Gleeson, Bishop and Williams voted FOR the motion.

## 9 MOTION TO ALTER THE ORDER OF BUSINESS

### 9.1 MOTION TO ACCEPT A LATE ITEM

#### **COUNCIL RESOLUTION**

Moved by: Cr M Elliott  
Seconded by: Cr W Boglary

That a Late Confidential Item – *Appeal 2675 of 2009 LM Wigan*, be received and discussed as Item 16.1.3.

**CARRIED 11/0**

Crs Boglary, Mitchell, Gollè, Hewlett, Edwards, Talty, Elliott, Huges, Gleeson, Bishop and Williams voted FOR the motion.

### 9.2 MOTION TO ACCEPT A LATE ITEM

#### **COUNCIL RESOLUTION**

Moved by: Cr P Gollè  
Seconded by: Cr J Talty

That a Late Confidential Item – *Villa World Appeals 178, 179, 180 and 181 of 2015*, be received and discussed as Item 16.1.4.

**CARRIED 11/0**

Crs Boglary, Mitchell, Gollè, Hewlett, Edwards, Talty, Elliott, Huges, Gleeson, Bishop and Williams voted FOR the motion.

## 10 DECLARATION OF MATERIAL PERSONAL INTEREST OR CONFLICT OF INTEREST ON ANY ITEMS OF BUSINESS

Mayor Karen Williams declared a perceived conflict of interest in Item 16.1.3 *Appeal 2675 of 2009 LM Wigan* (See item for details)

---

## 11 REPORTS TO COUNCIL

### 11.1 OFFICE OF CEO

#### 11.1.1 2015-16 FINAL BUDGET REVIEW

**Objective Reference:** A1752147  
Reports and Attachments (Archives)

**Attachment:** [Final Budget Review 2015-16](#)

**Authorising/Responsible Officer:**   
Deborah Corbett-Hall  
Acting Chief Financial Officer

**Report Author:** Katharine Bremner  
Acting Finance Manager Financial Planning

---

#### PURPOSE

This report outlines the budgeted financial position following the first eight months of 2015-16 service delivery. It also presents the revised budgeted position of Council including requested budget amendments for 2015-16. Attached to this report are the following details:

- Revised Key Performance Indicators (KPIs) for 2015-16;
- Revised 2015-16 Statement of Comprehensive Income;
- Revised 2015-16 Statement of Financial Position;
- Revised 2015-16 Statement of Cash Flows; and
- Revised 2015-16 Operating, Capital Funding and Other Items Statements.

It is propose that Council resolves to adopt the revised budget for 2015-16 at Redland City Council (RCC) level. In addition to this and in accordance with the *Local Government Regulation 2012*, it is proposed that Council resolve to adopt the Redland Water and RedWaste commercial business financial statements that are presented in the attached documentation. The relevant pages are outlined within the Officer's Recommendation in this report.

#### BACKGROUND

Council adopted its 2015-16 budget at the Special Meeting held on 25 June 2015. This report presents a review of the 2015-16 revised budget following the first eight months of 2015-16 service delivery. As part of Council's financial management framework, comprehensive formal budget reviews are undertaken across all groups within each department.

The first formal budget review usually builds on the previous carryover review of the budget and amends previous forecasts. It also includes new submissions based on previously unknown circumstances or information pertaining to the original budget submissions.

Council previously revised the 2015-16 budget on 18 November 2015 to include any adjustments identified through the first four months of the new financial year.

## **ISSUES**

The proposed variations to the 2015-16 budget are outlined in the financial statements included in the attachment.

## **STRATEGIC IMPLICATIONS**

### **Legislative Requirements**

This proposed budget review is in alignment with the *Local Government Act 2009* and the *Local Government Regulation 2012*. Section 170 of the *Local Government Regulation 2012* permits a local government to amend the budget for a financial year at any time before the end of the financial year.

### **Risk Management**

Council officers monitor budget to actual expenditure on a regular basis and adjust permanent variances when applicable. Council's financial performance and position is reported on a monthly basis.

### **Financial**

This recommendation requires a change to the current year's adopted budget and the accompanying attachments outline the major movements surrounding this review as well as the projected financial statements forecast to 30 June 2016.

This proposed budget review indicates that Council will maintain the operating surplus at \$263K. The cash forecast position for the end of 2015-16 has increased to \$119M due to an increase in grants received and developer contributions along with a reduction to bulk water purchase costs and a reduction in the capital program.

All but two of the Key Performance Indicators have been met. Those outside the target range as a result of the budget submissions are the Operating Performance Ratio which is due in the main to Council's creation of the Redland Investment Corporation (RIC). Previous land sales were operating whereas RIC returns are classified as investing. The Asset Sustainability Ratio is also below target from a reduction in the capital program and the proportion of renewal to non-renewal projects.

### **People**

The attached report updates the budget at an organisational level for 2015-16 following submissions from business areas. Specific impacts to people may result from the budget adjustments and will be worked through at a team, unit, and group level in accordance with Council's policies and people strategy (when and if they arise).

### **Environmental**

The attached report updates the budget at an organisational level for 2015-16 following submissions from business areas. Specific impacts to the environment that may result from the budget adjustments will be worked through at a team, unit and group level in accordance with Council's policies and environmental framework (when and if they arise).

## Social

The attached report updates the budget at an organisational level for 2015-16 following submissions from business areas. Specific impacts to people may result from the budget adjustments will be worked through at a team, unit and group level in accordance with Council's policies and social framework (when and if they arise).

## Alignment with Council's Policy and Plans

This report has a relationship with the following items of the 2015-2020 Corporate Plan:

8. **Inclusive and Ethical Governance:** Deep engagement, quality leadership at all levels, transparent and accountable democratic processes and a spirit of partnership between the community and Council will enrich residents' participation in local decision-making to achieve the community's Redlands 2030 vision and goals.
- 8.2 Council produces and delivers against sustainable financial forecasts as a result of best practice Capital and Asset Management plans that guide project planning and service delivery across the city.

## CONSULTATION

Group managers in consultation with the Executive Leadership Team (ELT) undertook the development of this budget review. Councillors reviewed the budget amendments in a workshop held with ELT on 27 April 2016.

## OPTIONS

### Option One

That Council resolves to adopt the Revised Budget for 2015-16 at Redland City Council (RCC) level which refers to the following (refer attachment):

1. RCC Statement of Comprehensive Income – page 2;
2. RCC Statement of Financial Position – page 3;
3. RCC Statement of Cash Flows – page 4;
4. RCC Operating and Capital Funding Statement – page 5; and
5. To meet the requirements of the *Local Government Regulation 2012*, adopt the Redland Water and RedWaste Operating and Capital Funding Statements (pages 11 and 12 respectively).

### Option Two

That Council resolves to not adopt the revised budget for 2015-16 as presented in the Officer's Recommendation.

---

**OFFICER'S RECOMMENDATION/  
COUNCIL RESOLUTION**

Moved by: Cr W Boglary  
Seconded by: Cr T Huges

That Council resolves to adopt the Revised Budget for 2015-16 at Redland City Council (RCC) level which refers to the following (refer attachment):

1. RCC Statement of Comprehensive Income – page 2;
2. RCC Statement of Financial Position – page 3;
3. RCC Statement of Cash Flows – page 4;
4. RCC Operating and Capital Funding Statement – page 5; and
5. To meet the requirements of the Local Government Regulation 2012, adopt the Redland Water and RedWaste Operating and Capital Funding Statements (pages 11 and 12 respectively).

**CARRIED 11/0**

Crs Boglary, Mitchell, Gollè, Hewlett, Edwards, Talty, Elliott, Huges, Gleeson, Bishop and Williams voted FOR the motion.



**Redland**  
CITY COUNCIL

**General Meeting  
11 May 2016**

## **Final Budget Review 2015-16**

The statements enclosed are for the parent entity Redland City Council (investment in RIC is included). Group consolidated financials will be presented as part of Council's Annual Financial Statements each year.

Financial Stability and Sustainability Ratios	Original Budget 2015-16	Revised Budget as per First Budget Review 2015-16	Proposed Final Budget Review 2015-16
<b>Level of dependence on General Rate Revenue</b> Threshold set < 37.5%	33.58%	33.54%	33.94%
<b>Ability to pay our bills - Current Ratio</b> Target between 1.1 and 4.1	2.98	3.44	4.05
<b>Ability to repay our debt - Debt Servicing Ratio (%)</b> Target less than or equal to 10%	3.34%	3.31%	3.33%
<b>Cash Balance \$M</b> Target greater than or equal to \$40m	61.896	97.201	119.449
<b>Cash Balances - cash capacity in months</b> Target 3 to 4 months	3.86	5.89	7.33
<b>Longer term financial stability - debt to asset ratio (%)</b> Target less than or equal to 10%	2.24%	2.06%	2.05%
<b>Operating Performance</b> Target greater than or equal to 20%	18.08%	16.81%	18.38%
<b>Operating Surplus Ratio</b> Target between 0% and 10%	0.04%	0.11%	0.11%
<b>Net Financial Liabilities</b> Target less than 60%*	-2.13%	-13.07%	-22.49%
<b>Interest Coverage Ratio</b> Target between 0% and 5%**	-0.04%	-0.12%	-0.25%
<b>Asset Sustainability Ratio</b> Target greater than 90%	76.54%	73.06%	54.60%

\* The net financial liabilities ratio exceeds the target range when current assets are greater than total liabilities (and the ratio is negative)

\*\* The interest coverage ratio exceeds the target range when interest revenue is greater than interest expense (and the ratio is negative)

	Original Budget (\$000s)	Revised Budget as Adopted (\$000s)	Proposed Changes Final Budget Review (\$000s)	Proposed Revised Budget (\$000s)
<b>Recurrent revenue</b>				
Rates, levies and charges	207,421	208,121	341	208,461
Fees and charges	11,638	12,335	970	13,305
Rental Income	890	975	(73)	902
Interest received	3,355	3,555	300	3,855
Investment returns	3,234	3,234	(3,234)	-
Sales revenue	3,385	3,685	220	3,905
Other income	645	645	42	687
Grants, subsidies and contributions	7,584	7,959	(382)	7,576
<b>Total recurrent revenue</b>	<b>238,152</b>	<b>240,509</b>	<b>(1,817)</b>	<b>238,692</b>
<b>Capital revenue</b>				
Grants, subsidies and contributions	13,176	19,634	9,754	29,387
Non-cash contributions	3,079	3,079	-	3,079
<b>Total capital revenue</b>	<b>16,255</b>	<b>22,713</b>	<b>9,754</b>	<b>32,466</b>
<b>TOTAL INCOME</b>	<b>254,407</b>	<b>263,222</b>	<b>7,937</b>	<b>271,159</b>
<b>Recurrent expenses</b>				
Employee benefits	(77,404)	(78,398)	207	(78,191)
Materials and services	(106,010)	(108,054)	2,375	(105,679)
Finance costs	(4,657)	(3,820)	-	(3,820)
Depreciation and amortisation	(49,975)	(49,975)	(764)	(50,739)
<b>Total recurrent expenses</b>	<b>(238,046)</b>	<b>(240,247)</b>	<b>1,817</b>	<b>(238,429)</b>
<b>Capital expenses</b>				
(Gain)/Loss on disposal of non-current assets	(412)	(412)	(132)	(544)
Restoration and rehabilitation provision expense	-	-	-	-
<b>Total capital expenses</b>	<b>(412)</b>	<b>(412)</b>	<b>(132)</b>	<b>(544)</b>
<b>TOTAL EXPENSES</b>	<b>(238,458)</b>	<b>(240,659)</b>	<b>1,685</b>	<b>(238,974)</b>
<b>NET RESULT</b>	<b>15,949</b>	<b>22,563</b>	<b>9,622</b>	<b>32,185</b>
<b>Other comprehensive income/(loss)</b>				
<b>Items that will not be reclassified to a net result</b>				
Revaluation of property, plant and equipment	-	-	-	-
<b>TOTAL COMPREHENSIVE INCOME</b>	<b>15,949</b>	<b>22,563</b>	<b>9,622</b>	<b>32,185</b>



**Statement of Financial Position**  
**Forecast as at 30 June 2016**

	<b>Original Budget 2015-16 (\$000s)</b>	<b>Actual Opening Balance 2015-16 (\$000s)</b>	<b>Budgeted Movement 2015-16 (\$000s)</b>	<b>Final Budget Review Proposed Movements (\$000s)</b>	<b>Proposed Revised Budget 2015-16 (\$000s)</b>
<b>CURRENT ASSETS</b>					
Cash and cash equivalents	61,896	121,327	(24,126)	22,248	119,449
Trade and other receivables	26,046	25,017	-	-	25,017
Inventories	845	779	-	-	779
Non-current assets held for sale	354	10,212	(8,903)	-	1,309
Other current assets	1,154	1,104	-	-	1,104
<b>Total current assets</b>	<b>90,295</b>	<b>158,439</b>	<b>(33,029)</b>	<b>22,248</b>	<b>147,658</b>
<b>NON-CURRENT ASSETS</b>					
Investment property	893	956	-	-	956
Property, plant and equipment	2,118,731	2,241,265	35,794	(12,610)	2,264,449
Intangible assets	916	3,606	(767)	(16)	2,823
Other financial assets	73	73	-	-	73
Investment in other entities	10,063	1,160	8,903	-	10,063
<b>Total non-current assets</b>	<b>2,130,676</b>	<b>2,247,060</b>	<b>43,930</b>	<b>(12,626)</b>	<b>2,278,364</b>
<b>TOTAL ASSETS</b>	<b>2,220,971</b>	<b>2,405,499</b>	<b>10,901</b>	<b>9,622</b>	<b>2,426,022</b>
<b>CURRENT LIABILITIES</b>					
Trade and other payables*	15,369	21,603	(1,554)	-	20,050
Borrowings	5,559	4,482	-	-	4,482
Provisions*	8,053	14,592	(6,171)	-	8,422
Other current liabilities	1,282	2,694	835	-	3,529
<b>Total current liabilities</b>	<b>30,263</b>	<b>43,371</b>	<b>(6,889)</b>	<b>-</b>	<b>36,482</b>
<b>NON-CURRENT LIABILITIES</b>					
Borrowings	44,200	49,973	(4,696)	-	45,277
Provisions	10,769	12,285	(76)	-	12,209
<b>Total non-current liabilities</b>	<b>54,969</b>	<b>62,258</b>	<b>(4,772)</b>	<b>-</b>	<b>57,487</b>
<b>TOTAL LIABILITIES</b>	<b>85,232</b>	<b>105,629</b>	<b>(11,661)</b>	<b>-</b>	<b>93,968</b>
<b>NET COMMUNITY ASSETS</b>	<b>2,135,739</b>	<b>2,299,870</b>	<b>22,562</b>	<b>9,622</b>	<b>2,332,053</b>
<b>COMMUNITY EQUITY</b>					
Asset revaluation surplus	668,685	827,411	-	-	827,411
Retained surplus	1,415,250	1,394,626	31,874	(1,157)	1,425,342
Constrained cash reserves	51,804	77,833	(9,312)	10,779	79,300
<b>TOTAL COMMUNITY EQUITY</b>	<b>2,135,739</b>	<b>2,299,870</b>	<b>22,562</b>	<b>9,622</b>	<b>2,332,053</b>

\* Transfer between line items to align to QAO categorisation of employee benefits

## Statement of Cash Flows

Forecast for the year ending June 2016

	Revised Budget			
	Original Budgeted Cash Flow 2015-16 (\$000s)	Adj. Cash Opening Bal from 2014-15 (\$000s)	Proposed Movement Final Budget Review (\$000s)	Proposed Revised Budget 2015-16 (\$000s)
<b>CASH FLOWS FROM OPERATING ACTIVITIES</b>				
Receipts from customers	223,088	224,738	1,573	226,310
Payments to suppliers and employees	(189,183)	(194,815)	2,582	(192,234)
	<b>33,905</b>	<b>29,923</b>	<b>4,154</b>	<b>34,077</b>
Interest received	3,355	3,555	300	3,855
Rental income	890	975	(73)	902
Non-capital grants and contributions	7,584	8,840	(382)	8,458
Borrowing costs	(3,257)	(3,257)	-	(3,257)
Other cash flows from operating activities	-	-	-	-
<b>Net cash inflow from operating activities</b>	<b>42,477</b>	<b>40,037</b>	<b>3,999</b>	<b>44,036</b>
<b>CASH FLOWS FROM INVESTING ACTIVITIES</b>				
Payments for property, plant and equipment	(77,998)	(84,051)	11,730	(72,320)
Payments for intangible assets	(100)	-	-	-
Proceeds from sale of property, plant and equipment	1,716	1,716	-	1,716
Capital grants, subsidies and contributions	13,176	19,634	9,754	29,387
Other cash flows from investing activities	3,234	3,234	(3,234)	-
<b>Net cash outflow from investing activities</b>	<b>(59,972)</b>	<b>(59,467)</b>	<b>18,249</b>	<b>(41,218)</b>
<b>CASH FLOWS FROM FINANCING ACTIVITIES</b>				
Proceeds of borrowings	-	-	-	-
Repayment of borrowings	(4,696)	(4,696)	-	(4,696)
<b>Net cash inflow from financing activities</b>	<b>(4,696)</b>	<b>(4,696)</b>	<b>-</b>	<b>(4,696)</b>
<b>Net Increase / (Decrease) in Cash Held</b>	<b>(22,191)</b>	<b>(24,127)</b>	<b>22,248</b>	<b>(1,878)</b>
Cash and cash equivalents at the beginning of the year	84,087	121,327		121,327
<b>Cash and cash equivalents at the end of the financial year</b>	<b>61,896</b>	<b>97,201</b>	<b>22,248</b>	<b>119,449</b>

	Proposed Changes			
	Original Budget (\$000s)	Revised Budget as Adopted (\$000s)	Final Budget Review (\$000s)	Proposed Revised Budget (\$000s)
<b>Revenue</b>				
Rates charges	82,760	83,460	341	83,801
Levies and utility charges	128,121	128,121	-	128,121
<i>Less: Pensioner remissions and rebates</i>	(3,460)	(3,461)	-	(3,461)
Fees and charges	11,638	12,335	970	13,305
Operating grants and subsidies	7,053	7,427	(382)	7,045
Operating contributions and donations	531	531	-	531
Interest external	3,355	3,555	300	3,855
Investment returns	3,234	3,234	(3,234)	-
Other Revenue	4,920	5,305	189	5,494
<b>Total revenue</b>	<b>238,152</b>	<b>240,509</b>	<b>(1,817)</b>	<b>238,692</b>
<b>Expenses</b>				
Employee benefits	77,404	78,398	(207)	78,191
Materials and services	106,542	108,586	(2,437)	106,149
Finance costs other	1,400	563	-	563
Other expenditure	347	347	62	409
Net Internal Costs	(879)	(879)	-	(879)
<b>Total expenses</b>	<b>184,814</b>	<b>187,014</b>	<b>(2,582)</b>	<b>184,433</b>
<b>Earnings before interest, tax and depreciation (EBITD)</b>	<b>53,338</b>	<b>53,495</b>	<b>765</b>	<b>54,259</b>
Interest expense	3,257	3,257	-	3,257
Depreciation and amortisation	49,975	49,975	764	50,739
<b>OPERATING SURPLUS/(DEFICIT)</b>	<b>106</b>	<b>263</b>	<b>1</b>	<b>263</b>

## Capital Funding Statement

Forecast for the year ending 30 June 2016

	Proposed Changes			
	Original Budget (\$000s)	Revised Budget as Adopted (\$000s)	Final Budget Review (\$000s)	Proposed Revised Budget (\$000s)
<b>Proposed sources of capital funding</b>				
Capital contributions and donations	6,133	9,993	8,630	18,623
Capital grants and subsidies	7,043	9,641	1,123	10,764
Proceeds on disposal of non-current assets	1,716	1,716	-	1,716
Capital transfers (to) from reserves	14,566	9,341	(9,997)	(656)
Non-cash contributions	3,079	3,079	-	3,079
New loans	-	-	-	-
Funding from general revenue	53,336	58,056	(11,486)	46,570
<b>Total sources of capital funding</b>	<b>85,873</b>	<b>91,825</b>	<b>(11,730)</b>	<b>80,095</b>
<b>Proposed application of capital funds</b>				
Contributed assets	3,079	3,079	-	3,079
Capitalised goods and services	72,366	79,411	(11,710)	67,701
Capitalised employee costs	5,732	4,639	(20)	4,619
Loan redemption	4,696	4,696	-	4,696
<b>Total application of capital funds</b>	<b>85,873</b>	<b>91,825</b>	<b>(11,730)</b>	<b>80,095</b>
<b>Other budgeted items</b>				
Transfers to constrained operating reserves	(11,131)	(11,131)	(48)	(11,178)
Transfers from constrained operating reserves	10,509	11,101	(734)	10,367
WDV of assets disposed	2,128	2,128	132	2,260
Tax and Dividends	-	-	-	-
Internal Capital Structure Financing	-	-	-	-

	Proposed Changes			
	Original Budget (\$000s)	Revised Budget as Adopted (\$000s)	Final Budget Review (\$000s)	Proposed Revised Budget (\$000s)
<b>Revenue</b>				
Rates charges	82,760	83,460	341	83,801
Levies and utility charges	179	179	-	179
<i>Less: Pensioner remissions and rebates</i>	(2,791)	(2,791)	-	(2,791)
Fees and charges	585	585	-	585
Operating grants and subsidies	5,181	5,181	-	5,181
Operating contributions and donations	-	-	-	-
Interest external	2,204	2,504	300	2,804
Investment returns	3,234	3,234	(3,234)	-
Other Revenue	343	343	220	563
<b>Total revenue</b>	<b>91,696</b>	<b>92,696</b>	<b>(2,374)</b>	<b>90,323</b>
<b>Expenses</b>				
Employee benefits	10,763	10,969	13	10,982
Materials and services	4,887	4,916	312	5,228
Finance costs other	298	298	-	298
Other expenditure	142	142	-	142
Net Internal Costs	(4,184)	(4,184)	-	(4,184)
<b>Total expenses</b>	<b>11,905</b>	<b>12,141</b>	<b>325</b>	<b>12,466</b>
<b>Earnings before interest, tax and depreciation (EBITD)</b>	<b>79,791</b>	<b>80,555</b>	<b>(2,699)</b>	<b>77,856</b>
Interest expense	3,215	3,215	-	3,215
Depreciation and amortisation	30	30	16	46
<b>OPERATING SURPLUS/(DEFICIT)</b>	<b>76,546</b>	<b>77,310</b>	<b>(2,715)</b>	<b>74,595</b>

### Capital Funding Statement

Forecast for the year ending 30 June 2016

	Proposed Changes			
	Original Budget (\$000s)	Revised Budget as Adopted (\$000s)	Final Budget Review (\$000s)	Proposed Revised Budget (\$000s)
<b>Proposed sources of capital funding</b>				
Capital contributions and donations	-	-	-	-
Capital grants and subsidies	-	-	-	-
Proceeds on disposal of non-current assets	-	-	-	-
Capital transfers (to) from reserves	11,000	-	478	478
Non-cash contributions	-	-	-	-
New loans	-	-	-	-
Funding from general revenue	(5,722)	5,498	(478)	5,019
<b>Total sources of capital funding</b>	<b>5,278</b>	<b>5,498</b>	<b>-</b>	<b>5,498</b>
<b>Proposed application of capital funds</b>				
Contributed assets	-	-	-	-
Capitalised goods and services	337	557	-	557
Capitalised employee costs	314	314	-	314
Loan redemption	4,627	4,627	-	4,627
<b>Total application of capital funds</b>	<b>5,278</b>	<b>5,498</b>	<b>-</b>	<b>5,498</b>
<b>Other budgeted items</b>				
Transfers to constrained operating reserves	(266)	(266)	-	(266)
Transfers from constrained operating reserves	179	179	-	179
WDV of assets disposed	-	-	-	-
Tax and Dividends	(8,752)	(16,984)	-	(16,984)
Internal Capital Structure Financing	(21,909)	(12,018)	-	(12,018)

# Organisational Services

## Operating Statement

Forecast for the year ending 30 June 2016

	Proposed Changes			
	Original Budget (\$000s)	Revised Budget as Adopted (\$000s)	Final Budget Review (\$000s)	Proposed Revised Budget (\$000s)
<b>Revenue</b>				
Rates charges	-	-	-	-
Levies and utility charges	-	-	-	-
<i>Less: Pensioner remissions and rebates</i>	-	-	-	-
Fees and charges	16	16	-	16
Operating grants and subsidies	165	527	(395)	132
Operating contributions and donations	-	-	-	-
Interest external	-	-	-	-
Investment returns	-	-	-	-
Other Revenue	107	107	-	107
<b>Total revenue</b>	<b>288</b>	<b>651</b>	<b>(395)</b>	<b>256</b>
<b>Expenses</b>				
Employee benefits	12,907	13,344	(67)	13,277
Materials and services	7,340	8,108	281	8,389
Finance costs other	10	10	-	10
Other expenditure	42	42	15	57
Net Internal Costs	(11,590)	(11,590)	-	(11,590)
<b>Total expenses</b>	<b>8,709</b>	<b>9,913</b>	<b>229</b>	<b>10,143</b>
<b>Earnings before interest, tax and depreciation (EBITD)</b>	<b>(8,421)</b>	<b>(9,263)</b>	<b>(624)</b>	<b>(9,887)</b>
Interest expense	-	-	-	-
Depreciation and amortisation	4,042	4,042	(380)	3,662
<b>OPERATING SURPLUS/(DEFICIT)</b>	<b>(12,463)</b>	<b>(13,305)</b>	<b>(244)</b>	<b>(13,549)</b>

## Capital Funding Statement

Forecast for the year ending 30 June 2016

	Proposed Changes			
	Original Budget (\$000s)	Revised Budget as Adopted (\$000s)	Final Budget Review (\$000s)	Proposed Revised Budget (\$000s)
<b>Proposed sources of capital funding</b>				
Capital contributions and donations	-	-	-	-
Capital grants and subsidies	-	1,790	(1,790)	-
Proceeds on disposal of non-current assets	1,716	1,716	-	1,716
Capital transfers (to) from reserves	-	-	-	-
Non-cash contributions	-	-	-	-
New loans	-	-	-	-
Funding from general revenue	4,562	5,130	(570)	4,560
<b>Total sources of capital funding</b>	<b>6,278</b>	<b>8,636</b>	<b>(2,360)</b>	<b>6,275</b>
<b>Proposed application of capital funds</b>				
Contributed assets	-	-	-	-
Capitalised goods and services	6,278	8,636	(2,360)	6,275
Capitalised employee costs	-	-	-	-
Loan redemption	-	-	-	-
<b>Total application of capital funds</b>	<b>6,278</b>	<b>8,636</b>	<b>(2,360)</b>	<b>6,275</b>
<b>Other budgeted items</b>				
Transfers to constrained operating reserves	-	-	(23)	(23)
Transfers from constrained operating reserves	-	17	-	17
WDV of assets disposed	1,839	1,839	-	1,839
Tax and Dividends	-	-	-	-
Internal Capital Structure Financing	-	-	-	-

## Customer & Community Services

### Operating Statement

Forecast for the year ending 30 June 2016

	Proposed Changes			
	Original Budget (\$000s)	Revised Budget as Adopted (\$000s)	Final Budget Review (\$000s)	Proposed Revised Budget (\$000s)
<b>Revenue</b>				
Rates charges	-	-	-	-
Levies and utility charges	-	-	-	-
<i>Less: Pensioner remissions and rebates</i>	-	-	-	-
Fees and charges	8,405	9,102	1,005	10,107
Operating grants and subsidies	1,667	1,667	13	1,680
Operating contributions and donations	-	-	-	-
Interest external	3	3	-	3
Investment returns	-	-	-	-
Other Revenue	1,153	1,238	(73)	1,165
<b>Total revenue</b>	<b>11,228</b>	<b>12,010</b>	<b>945</b>	<b>12,955</b>
<b>Expenses</b>				
Employee benefits	27,590	27,852	(339)	27,513
Materials and services	6,892	7,245	168	7,413
Finance costs other	4	4	-	4
Other expenditure	164	164	47	210
Net Internal Costs	7,149	7,151	-	7,151
<b>Total expenses</b>	<b>41,798</b>	<b>42,415</b>	<b>(125)</b>	<b>42,291</b>
<b>Earnings before interest, tax and depreciation (EBITD)</b>	<b>(30,570)</b>	<b>(30,405)</b>	<b>1,069</b>	<b>(29,336)</b>
Interest expense	-	-	-	-
Depreciation and amortisation	1,916	1,916	14	1,929
<b>OPERATING SURPLUS/(DEFICIT)</b>	<b>(32,486)</b>	<b>(32,321)</b>	<b>1,056</b>	<b>(31,265)</b>

### Capital Funding Statement

Forecast for the year ending 30 June 2016

	Proposed Changes			
	Original Budget (\$000s)	Revised Budget as Adopted (\$000s)	Final Budget Review (\$000s)	Proposed Revised Budget (\$000s)
<b>Proposed sources of capital funding</b>				
Capital contributions and donations	200	235	-	235
Capital grants and subsidies	660	660	(25)	635
Proceeds on disposal of non-current assets	-	-	-	-
Capital transfers (to) from reserves	(200)	1,210	(1,360)	(150)
Non-cash contributions	-	-	-	-
New loans	-	-	-	-
Funding from general revenue	726	1,066	38	1,104
<b>Total sources of capital funding</b>	<b>1,387</b>	<b>3,171</b>	<b>(1,347)</b>	<b>1,824</b>
<b>Proposed application of capital funds</b>				
Contributed assets	-	-	-	-
Capitalised goods and services	1,387	3,171	(1,347)	1,824
Capitalised employee costs	-	-	-	-
Loan redemption	-	-	-	-
<b>Total application of capital funds</b>	<b>1,387</b>	<b>3,171</b>	<b>(1,347)</b>	<b>1,824</b>
<b>Other budgeted items</b>				
Transfers to constrained operating reserves	-	-	(25)	(25)
Transfers from constrained operating reserves	355	373	430	803
WDV of assets disposed	-	-	-	-
Tax and Dividends	-	-	-	-
Internal Capital Structure Financing	-	-	-	-

# Infrastructure & Operations

(excl Redland Water & RedWaste)

## Operating Statement

Forecast for the year ending 30 June 2016

	Original Budget (\$000s)	Revised Budget as Adopted (\$000s)	Proposed Changes	
			Final Budget Review (\$000s)	Proposed Revised Budget (\$000s)
<b>Revenue</b>				
Rates charges	-	-	-	-
Levies and utility charges	12,202	12,202	-	12,202
<i>Less: Pensioner remissions and rebates</i>	-	-	-	-
Fees and charges	1,995	1,995	-	1,995
Operating grants and subsidies	40	52	-	52
Operating contributions and donations	531	531	-	531
Interest external	45	45	-	45
Investment returns	-	-	-	-
Other Revenue	657	657	-	657
<b>Total revenue</b>	<b>15,470</b>	<b>15,482</b>	<b>-</b>	<b>15,482</b>
<b>Expenses</b>				
Employee benefits	16,737	16,787	118	16,906
Materials and services	28,808	30,436	(2,708)	27,728
Finance costs other	1,087	250	-	250
Other expenditure	-	-	-	-
Net Internal Costs	6,108	6,106	-	6,106
<b>Total expenses</b>	<b>52,740</b>	<b>53,578</b>	<b>(2,590)</b>	<b>50,989</b>
<b>Earnings before interest, tax and depreciation (EBITD)</b>	<b>(37,270)</b>	<b>(38,096)</b>	<b>2,590</b>	<b>(35,506)</b>
Interest expense	-	-	-	-
Depreciation and amortisation	26,354	26,354	1,376	27,730
<b>OPERATING SURPLUS/(DEFICIT)</b>	<b>(63,624)</b>	<b>(64,450)</b>	<b>1,213</b>	<b>(63,237)</b>

## Capital Funding Statement

Forecast for the year ending 30 June 2016

	Original Budget (\$000s)	Revised Budget as Adopted (\$000s)	Proposed Changes	
			Final Budget Review (\$000s)	Proposed Revised Budget (\$000s)
<b>Proposed sources of capital funding</b>				
Capital contributions and donations	2,433	6,258	6,870	13,127
Capital grants and subsidies	6,383	7,190	(109)	7,081
Proceeds on disposal of non-current assets	-	-	-	-
Capital transfers (to) from reserves	6,480	2,319	(9,138)	(6,819)
Non-cash contributions	80	80	-	80
New loans	-	-	-	-
Funding from general revenue	34,451	32,908	(5,337)	27,571
<b>Total sources of capital funding</b>	<b>49,826</b>	<b>48,755</b>	<b>(7,715)</b>	<b>41,040</b>
<b>Proposed application of capital funds</b>				
Contributed assets	80	80	-	80
Capitalised goods and services	44,606	44,831	(7,669)	37,162
Capitalised employee costs	5,140	3,845	(46)	3,798
Loan redemption	-	-	-	-
<b>Total application of capital funds</b>	<b>49,826</b>	<b>48,755</b>	<b>(7,715)</b>	<b>41,040</b>
<b>Other budgeted items</b>				
Transfers to constrained operating reserves	(10,865)	(10,865)	-	(10,865)
Transfers from constrained operating reserves	9,975	10,532	(1,165)	9,368
WDV of assets disposed	289	289	132	421
Tax and Dividends	-	-	-	-
Internal Capital Structure Financing	198	198	-	198

# Infrastructure & Operations

(incl Redland Water & RedWaste)

## Operating Statement

Forecast for the year ending 30 June 2016

	Proposed Changes			
	Original Budget (\$000s)	Revised Budget as Adopted (\$000s)	Final Budget Review (\$000s)	Proposed Revised Budget (\$000s)
<b>Revenue</b>				
Rates charges	-	-	-	-
Levies and utility charges	127,942	127,942	-	127,942
<i>Less: Pensioner remissions and rebates</i>	(670)	(670)	-	(670)
Fees and charges	2,632	2,632	(35)	2,597
Operating grants and subsidies	40	52	-	52
Operating contributions and donations	531	531	-	531
Interest external	1,148	1,048	-	1,048
Investment returns	-	-	-	-
Other Revenue	3,315	3,615	42	3,657
<b>Total revenue</b>	<b>134,939</b>	<b>135,151</b>	<b>7</b>	<b>135,158</b>
<b>Expenses</b>				
Employee benefits	26,144	26,233	186	26,419
Materials and services	87,423	88,317	(3,198)	85,119
Finance costs other	1,088	251	-	251
Other expenditure	-	-	-	-
Net Internal Costs	7,746	7,744	-	7,744
<b>Total expenses</b>	<b>122,401</b>	<b>122,545</b>	<b>(3,012)</b>	<b>119,533</b>
<b>Earnings before interest, tax and depreciation (EBITD)</b>	<b>12,538</b>	<b>12,606</b>	<b>3,019</b>	<b>15,625</b>
Interest expense	42	42	-	42
Depreciation and amortisation	43,988	43,988	1,115	45,102
<b>OPERATING SURPLUS/(DEFICIT)</b>	<b>(31,491)</b>	<b>(31,423)</b>	<b>1,904</b>	<b>(29,519)</b>

## Capital Funding Statement

Forecast for the year ending 30 June 2016

	Proposed Changes			
	Original Budget (\$000s)	Revised Budget as Adopted (\$000s)	Final Budget Review (\$000s)	Proposed Revised Budget (\$000s)
<b>Proposed sources of capital funding</b>				
Capital contributions and donations	5,933	9,758	8,630	18,388
Capital grants and subsidies	6,383	7,190	2,938	10,129
Proceeds on disposal of non-current assets	-	-	-	-
Capital transfers (to) from reserves	3,766	8,131	(9,115)	(984)
Non-cash contributions	3,080	3,080	-	3,080
New loans	-	-	-	-
Funding from general revenue	53,770	46,363	(10,476)	35,886
<b>Total sources of capital funding</b>	<b>72,931</b>	<b>74,522</b>	<b>(8,023)</b>	<b>66,499</b>
<b>Proposed application of capital funds</b>				
Contributed assets	3,080	3,080	-	3,080
Capitalised goods and services	64,365	67,049	(8,003)	59,045
Capitalised employee costs	5,417	4,325	(20)	4,305
Loan redemption	69	69	-	69
<b>Total application of capital funds</b>	<b>72,931</b>	<b>74,522</b>	<b>(8,023)</b>	<b>66,499</b>
<b>Other budgeted items</b>				
Transfers to constrained operating reserves	(10,865)	(10,865)	-	(10,865)
Transfers from constrained operating reserves	9,975	10,532	(1,165)	9,368
WDV of assets disposed	289	289	132	421
Tax and Dividends	8,752	16,984	-	16,984
Internal Capital Structure Financing	21,909	12,018	-	12,018



	Proposed Changes			
	Original Budget (\$000s)	Revised Budget as Adopted (\$000s)	Final Budget Review (\$000s)	Proposed Revised Budget (\$000s)
<b>Revenue</b>				
Rates charges	-	-	-	-
Levies and utility charges	95,689	95,689	-	95,689
<i>Less: Pensioner remissions and rebates</i>	(670)	(670)	-	(670)
Fees and charges	325	325	(35)	290
Operating grants and subsidies	-	-	-	-
Operating contributions and donations	-	-	-	-
Interest external	953	953	-	953
Investment returns	-	-	-	-
Other Revenue	1,362	1,662	42	1,704
<b>Total revenue</b>	<b>97,659</b>	<b>97,959</b>	<b>7</b>	<b>97,966</b>
<b>Expenses</b>				
Employee benefits	7,972	8,010	(20)	7,990
Materials and services	43,255	42,538	(148)	42,390
Finance costs other	-	-	-	-
Other expenditure	-	-	-	-
Net Internal Costs	2,755	2,755	-	2,755
<b>Total expenses</b>	<b>53,982</b>	<b>53,303</b>	<b>(168)</b>	<b>53,135</b>
<b>Earnings before interest, tax and depreciation (EBITD)</b>	<b>43,677</b>	<b>44,657</b>	<b>175</b>	<b>44,831</b>
Interest expense	-	-	-	-
Depreciation and amortisation	17,081	17,081	(248)	16,833
<b>OPERATING SURPLUS/(DEFICIT)</b>	<b>26,596</b>	<b>27,576</b>	<b>422</b>	<b>27,998</b>

## Capital Funding Statement

Forecast for the year ending 30 June 2016

	Proposed Changes			
	Original Budget (\$000s)	Revised Budget as Adopted (\$000s)	Final Budget Review (\$000s)	Proposed Revised Budget (\$000s)
<b>Proposed sources of capital funding</b>				
Capital contributions and donations	3,500	3,500	1,761	5,261
Capital grants and subsidies	-	-	3,047	3,047
Proceeds on disposal of non-current assets	-	-	-	-
Capital transfers (to) from reserves	(2,714)	5,812	23	5,835
Non-cash contributions	3,000	3,000	-	3,000
New loans	-	-	-	-
Funding from general revenue	17,680	11,229	(5,009)	6,220
<b>Total sources of capital funding</b>	<b>21,466</b>	<b>23,541</b>	<b>(178)</b>	<b>23,363</b>
<b>Proposed application of capital funds</b>				
Contributed assets	3,000	3,000	-	3,000
Capitalised goods and services	18,217	20,090	(205)	19,885
Capitalised employee costs	249	451	26	478
Loan redemption	-	-	-	-
<b>Total application of capital funds</b>	<b>21,466</b>	<b>23,541</b>	<b>(178)</b>	<b>23,363</b>
<b>Other budgeted items</b>				
Transfers to constrained operating reserves	-	-	-	-
Transfers from constrained operating reserves	-	-	-	-
WDV of assets disposed	-	-	-	-
Tax and Dividends	5,471	13,718	-	13,718
Internal Capital Structure Financing	21,215	11,400	-	11,400

## RedWaste

### Operating Statement

Forecast for the year ending 30 June 2016

	Proposed Changes			
	Original Budget (\$000s)	Revised Budget as Adopted (\$000s)	Final Budget Review (\$000s)	Proposed Revised Budget (\$000s)
<b>Revenue</b>				
Rates charges	-	-	-	-
Levies and utility charges	20,051	20,051	-	20,051
<i>Less: Pensioner remissions and rebates</i>	-	-	-	-
Fees and charges	312	312	-	312
Operating grants and subsidies	-	-	-	-
Operating contributions and donations	-	-	-	-
Interest external	150	50	-	50
Investment returns	-	-	-	-
Other Revenue	1,297	1,297	-	1,297
<b>Total revenue</b>	<b>21,810</b>	<b>21,710</b>	<b>-</b>	<b>21,710</b>
<b>Expenses</b>				
Employee benefits	1,434	1,434	88	1,522
Materials and services	15,360	15,344	(343)	15,001
Finance costs other	1	1	-	1
Other expenditure	-	-	-	-
Net Internal Costs	(1,117)	(1,117)	-	(1,117)
<b>Total expenses</b>	<b>15,678</b>	<b>15,662</b>	<b>(255)</b>	<b>15,408</b>
<b>Earnings before interest, tax and depreciation (EBITD)</b>	<b>6,132</b>	<b>6,047</b>	<b>255</b>	<b>6,302</b>
Interest expense	42	42	-	42
Depreciation and amortisation	553	553	(14)	539
<b>OPERATING SURPLUS/(DEFICIT)</b>	<b>5,537</b>	<b>5,453</b>	<b>269</b>	<b>5,722</b>

### Capital Funding Statement

Forecast for the year ending 30 June 2016

	Proposed Changes			
	Original Budget (\$000s)	Revised Budget as Adopted (\$000s)	Final Budget Review (\$000s)	Proposed Revised Budget (\$000s)
<b>Proposed sources of capital funding</b>				
Capital contributions and donations	-	-	-	-
Capital grants and subsidies	-	-	-	-
Proceeds on disposal of non-current assets	-	-	-	-
Capital transfers (to) from reserves	-	-	-	-
Non-cash contributions	-	-	-	-
New loans	-	-	-	-
Funding from general revenue	1,639	2,226	(130)	2,096
<b>Total sources of capital funding</b>	<b>1,639</b>	<b>2,226</b>	<b>(130)</b>	<b>2,096</b>
<b>Proposed application of capital funds</b>				
Contributed assets	-	-	-	-
Capitalised goods and services	1,541	2,128	(130)	1,998
Capitalised employee costs	29	29	-	29
Loan redemption	69	69	-	69
<b>Total application of capital funds</b>	<b>1,639</b>	<b>2,226</b>	<b>(130)</b>	<b>2,096</b>
<b>Other budgeted items</b>				
Transfers to constrained operating reserves	-	-	-	-
Transfers from constrained operating reserves	-	-	-	-
WDV of assets disposed	-	-	-	-
Tax and Dividends	3,281	3,266	-	3,266
Internal Capital Structure Financing	495	420	-	420



## Redland City Council 2015-16 Final Budget Review Summary Submissions

	No of Submissions	Revenue	Operating Expenditure	Operating Costs associated with Capital Expenditure	Capital Expenditure	Depreciation	Balance Sheet Adjustments	Reserves	Cash Impact
<b>OPERATING &amp; CAPITAL</b>									
<b>CEO Groups</b>									
Project Submissions	0	0	0	0	0	0	0	0	0
Activity Submissions	4	2,373,703	333,000	0	0	0	0	0	2,706,703
	4	2,373,703	333,000	0	0	0	0	0	2,706,703
<b>Organisational Services</b>									
Project Submissions	18	2,040,000	-106,865	0	-1,173,928	0	0	0	759,207
Activity Submissions	23	145,000	247,446	0	-1,211,329	0	0	0	-818,884
	41	2,185,000	140,581	0	-2,385,257	0	0	0	-59,677
<b>Community &amp; Customer Services</b>									
Project Submissions	15	0	-34,478	0	-1,304,047	0	0	1,283,179	-1,338,525
Activity Submissions	15	-919,837	-59,181	0	-42,500	0	0	0	-1,021,518
	30	-919,837	-93,658	0	-1,346,547	0	0	1,283,179	-2,360,043
<b>Infrastructure &amp; Operations</b>									
Project Submissions	63	-3,003,098	101,655	-1,098,802	-8,825,496	0	0	2,227,862	-12,825,742
Activity Submissions	42	-8,572,473	-1,964,423	0	827,236	0	0	7,795,293	-9,709,660
	105	-11,575,571	-1,862,768	-1,098,802	-7,998,260	0	0	10,023,155	-22,535,402
<b>TOTAL SUBMISSIONS</b>	<b>180</b>	<b>-7,936,705</b>	<b>-1,482,846</b>	<b>-1,098,802</b>	<b>-11,730,065</b>	<b>0</b>	<b>0</b>	<b>11,306,334</b>	<b>-22,248,419</b>
<b>TRANSFERS</b>									
<b>CEO Group</b>	2	0	0	0	0	764,195	-764,195	-478,240	0
<b>Organisational Services</b>	1	0	0	0	0	0	0	23,321	0
<b>Community &amp; Customer Services</b>	1	0	0	0	0	0	0	-72,019	0
<b>Infrastructure &amp; Operations</b>	5	0	0	0	0	0	0	0	0
<b>TOTAL TRANSFERS</b>	<b>9</b>	<b>0</b>	<b>0</b>	<b>0</b>	<b>0</b>	<b>764,195</b>	<b>-764,195</b>	<b>-526,938</b>	<b>0</b>
<b>BUDGET REVIEW TOTAL</b>	<b>189</b>	<b>-7,936,705</b>	<b>-1,482,846</b>	<b>-1,098,802</b>	<b>-11,730,065</b>	<b>764,195</b>	<b>-764,195</b>	<b>10,779,396</b>	<b>-22,248,419</b>



# Redland City Council

## 2015-16 Final Budget Review

Submission Number	Submission Description	Reason	Revenue	Operating Expenditure	Operating Costs associated with Capital Expenditure	Capital Expenditure	Depreciation	Balance Sheet Adjustments	Reserves	Cash Impact
<b>SUBMISSIONS</b>										
<b>Chief Executive Officer Groups</b>										
<b>Activity Submissions</b>										
0000-400	99109 - Corporate Fund Reduce Investment Revenue from RIC (Redland Investment Company) to nil due to Council decisions.	Change in Activity Revenue	3,234,203	0	0	0	0	0	0	3,234,203
0000-200	11049 Admin Legal Services - Increase Litigations recoveries other revenue \$220k offset by ask for budget for Legal Services. \$320k already spent more than the annual budget YTD and ask for budget for employee costs for new staff starting in June.	Change in Activity Revenue	-220,000	333,000	0	0	0	0	0	113,000
0000-402	99109 - Corporate Fund - Increase in interest revenue from original forecast.	Change in Activity Revenue	-300,000	0	0	0	0	0	0	-300,000
0000-401	99109 - Corporate Fund - Increase in general rates revenue from original forecast.	Change in Activity Revenue	-340,500	0	0	0	0	0	0	-340,500
			<b>2,373,703</b>	<b>333,000</b>	<b>0</b>	<b>0</b>	<b>0</b>	<b>0</b>	<b>0</b>	<b>2,706,703</b>
<b>Chief Executive Officer Groups TOTAL SUBMISSIONS</b>			<b>2,373,703</b>	<b>333,000</b>	<b>0</b>	<b>0</b>	<b>0</b>	<b>0</b>	<b>0</b>	<b>2,706,703</b>
<b>SUBMISSIONS</b>										
<b>Organisational Services</b>										
<b>Project Submissions</b>										
1000-607	Website Development Phase I Additional Content Writer - Until Go Live	Project Ask	0	60,800	0	0	0	0	0	60,800
1000-602	Website Development - Phase II Ask for Budget - Online Development Application Portal	Project Ask	0	57,600	0	0	0	0	0	57,600
1000-606	Website Development - Phase II Ask for Budget - MyServices Enhancements to Identity Management, Animal Management, Property Management, Property Searches	Project Ask	0	50,400	0	0	0	0	0	50,400
1000-609	Website Development Phase I Renewal - Project Business Analyst - Until Go Live	Project Ask	0	47,740	0	0	0	0	0	47,740
1000-600	Spatial Services Consulting Ask for Budget - to assist with Spatial Enhancements	Project Ask	0	37,000	0	0	0	0	0	37,000
1000-608	Website Development Phase I Renewal - Project Co-ordinator - Until Go Live	Project Ask	0	28,200	0	0	0	0	0	28,200
1000-610	Website Development Phase I Additional Content Writer (Agency Contract to replace resignation) - Until Go Live	Project Ask	0	11,395	0	0	0	0	0	11,395
1000-617	Replacement Activity - Network Core and Edge Network Replacement	Project Ask	0	0	0	350,000	0	0	0	350,000

Submission Number	Submission Description	Reason	Revenue	Operating Expenditure	Operating Costs associated with Capital Expenditure	Capital Expenditure	Depreciation	Balance Sheet Adjustments	Reserves	Cash Impact
<b>SUBMISSIONS</b>										
1000-603	SAP Business Objects BI Tool Ask for Budget - Enhancements to Business Intelligence Platform - Mobility and Report enhancement capability	Project Ask	0	0	0	142,692	0	0	0	142,692
1000-622	IM Infrastructure Projects Specialist to Assist with BAU Network and Security to allow Incumbent to focus on Optus Transition	Project Ask	0	0	0	48,600	0	0	0	48,600
1000-623	Replacement Activity - Network Core Switches and Transceivers - Expenditure bought forward from 2016-17	Deferred / Brought Forward Project	0	0	0	30,480	0	0	0	30,480
1000-616	IM Infrastructure Projects Project Coordinator - Including, Optus Mobile/ fixed line, ATI Microwave and Network Upgrade	Project Ask	0	0	0	19,800	0	0	0	19,800
1000-627	IM Infrastructure Projects Meshed Wireless implementation to connect all of South St Buildings to Network	Project Ask	0	0	0	14,500	0	0	0	14,500
1000-624	Replacement Activity - Network CISCO Router for Library ITC enhancements - Expenditure bought forward from 2016/17	Deferred / Brought Forward Project	0	0	0	10,000	0	0	0	10,000
1000-401	20289 - NSI Economic Transition Funding. Give up capital grant revenue and expenditure budgets - awaiting decision from State Government funding distribution. Capital grant funding \$1,790,000 (no budget in 2016/17 - to be rebudgeted when there is more certainty of funding)	Project Give-Up	1,790,000	0	0	-1,790,000	0	0	0	0
1000-403	11045 - Strategy & Governance Give up budget - Excess Salaries and Wages budget.	Activity Give-Up	0	-50,000	0	0	0	0	0	-50,000
1000-402	10365 - 2016 Elections Give up budget - Give up \$100,000 excess budget not required for elections.	Project Give-Up	0	-100,000	0	0	0	0	0	-100,000
1000-400	10377 - Redland City Signage Give up operational grant revenue and expenditure budgets - awaiting decision from Sibelco funding distribution, (\$250,000 has been rebudgeted in 2016/17 budget)	Project Give-Up	250,000	-250,000	0	0	0	0	0	0
			<b>2,040,000</b>	<b>-106,865</b>	<b>0</b>	<b>-1,173,928</b>	<b>0</b>	<b>0</b>	<b>0</b>	<b>759,207</b>
<b>Activity Submissions</b>										
1000-801	10093 - Portfolio Management Office Termination payment not budgeted for in 2015-16 financial year.	Activity Ask	0	87,520	0	0	0	0	0	87,520
1000-605	Business Analyst / Report Writer - BI Ask for Budget - To assist Finance / PMO build requirements for their Dashboards and Operational Reports - Expenditure bought forward from 2016-17	Deferred / Brought Forward Project	0	60,000	0	0	0	0	0	60,000
1000-611	Managed Security Service Secure Works Cyber Threat Managed Security Monitoring and Incident Response Service - Expenditure bought forward from 2016-17	Deferred / Brought Forward Project	0	51,463	0	0	0	0	0	51,463

Submission Number	Submission Description	Reason	Revenue	Operating Expenditure	Operating Costs associated with Capital Expenditure	Capital Expenditure	Depreciation	Balance Sheet Adjustments	Reserves	Cash Impact
<b>SUBMISSIONS</b>										
1000-625	Microsoft Services Office 365 Design and Analysis - Implementation in new FY - Expenditure bought forward from 2016-17	Deferred / Brought Forward Project	0	50,000	0	0	0	0	0	50,000
1000-621	Telecommunications - Mobile Replacement handset - Telstra Locked / Not-functional on Optus (200)	Project Ask	0	45,000	0	0	0	0	0	45,000
1000-620	Microsoft Services System Centre Operations Manager Implementation - Expenditure bought forward from 16-17	Deferred / Brought Forward Project	0	30,000	0	0	0	0	0	30,000
1000-626	Microsoft Services Windows 10 Design, Build and Implementation - Assist with Mobile Office and Web Applications - Expenditure bought forward from 2016-17	Deferred / Brought Forward Project	0	25,000	0	0	0	0	0	25,000
1000-604	Business Intelligence Trainer Ask for Budget - Trainer for Business Intelligence Platform specialising in SAP Business Objects	Project Ask	0	24,000	0	0	0	0	0	24,000
1000-618	Network Security External / Internal Penetration Testing - Compliance - Expenditure bought forward from 2016-17	Deferred / Brought Forward Project	0	19,480	0	0	0	0	0	19,480
1000-612	Microfiche for ECM to read and digitise Microfiches - Current unit faulty and out of warranty - Expenditure bought forward from 2016-17	Deferred / Brought Forward Project	0	16,500	0	0	0	0	0	16,500
1000-201	10640 - Mayoral Expenses Ask for Budget for Mayor & Councillor mandatory training exercises following the 2016 Council elections.	Activity Ask	0	15,000	0	0	0	0	0	15,000
1000-614	Specialist Training Infrastructure (Sophos, Wireless, Microsoft) training - Expenditure bought forward from 2016-17	Deferred / Brought Forward Project	0	10,169	0	0	0	0	0	10,169
1000-613	Service Desk Review Analysis of Front line services Processes and procedures - Expenditure bought forward from 2016-17	Deferred / Brought Forward Project	0	10,000	0	0	0	0	0	10,000
1000-619	Mobile Device Management Mobile Device Enhancements - File Share / Objective Integration - Expenditure brought forward from 2016-17	Deferred / Brought Forward Project	0	10,000	0	0	0	0	0	10,000
1000-615	Windows 7 / VDI Contractor - Windows 7 Rollout / Wireless implementation - Expenditure bought forward from 2016-17	Deferred / Brought Forward Project	0	0	0	21,450	0	0	0	21,450
1000-601	Objective Connect Software Ask for Budget - to enable Objective to collaborate externally	Project Ask	0	0	0	19,004	0	0	0	19,004
1000-100	30512 - NSI Fire Dec 2013 - Jan 2014 Give Up Budget - incorrectly entered into 15-16 budget (reimbursement was received 14-15) no further funding due - submission to be reversed.	Change in Activity Revenue	145,000	0	0	0	0	0	0	145,000

Submission Number	Submission Description	Reason	Revenue	Operating Expenditure	Operating Costs associated with Capital Expenditure	Capital Expenditure	Depreciation	Balance Sheet Adjustments	Reserves	Cash Impact
<b>SUBMISSIONS</b>										
1000-700	41005 - Fleet Replacement Program Give up - this is the saving from actual versus budget across this years \$4.9m budget.	Project Give-Up	0	0	0	-381,383	0	0	0	-381,383
1000-701	41005 - Fleet Replacement Program Give up/change in requirements - following various review, Stakeholder changes, attrition, and other org and fleet initiatives. This is a result of unrequired items/give ups/retained in service fleet plant and equip that was originally programmed for replacement.	Project Give-Up	0	0	0	-382,034	0	0	0	-382,034
1000-702	41005 - Fleet Replacement Program Give up/extended/moved out two years - following various org issues inc Stakeholder reviews, these items and other activities i.e. cond'tn assmnt these items have been extended to 2017/18 Fin Yr.	Project Give-Up	0	0	0	-488,366	0	0	0	-488,366
1000-200	10530 - Diner En Rouge Give Up Budget - confirmed with Risk & Liability that no General Insurance is charged for this event	Activity Give-Up	0	-2,200	0	0	0	0	0	-2,200
1000-703	Various jobs - reduction in fuel budget across RCC due to underspends.	Activity Give-Up	0	-100,000	0	0	0	0	0	-100,000
1000-800	10093 - Portfolio Management Office Budget approved November 2015 budget review for three new permanent positions - recruitment underway.	Activity Give-Up	0	-104,486	0	0	0	0	0	-104,486
			<b>145,000</b>	<b>247,446</b>	<b>0</b>	<b>-1,211,329</b>	<b>0</b>	<b>0</b>	<b>0</b>	<b>-818,884</b>
<b>ORGANISATIONAL SERVICES TOTAL SUBMISSIONS</b>			<b>2,185,000</b>	<b>140,581</b>	<b>0</b>	<b>-2,385,257</b>	<b>0</b>	<b>0</b>	<b>0</b>	<b>-59,677</b>
<b>SUBMISSIONS</b>										
<b>Community and Customer Services</b>										
<b>Project Submissions</b>										
2000-506	10415 Renewable Energy Feasibility Study. Council Resolution 4 November 2015 11.3.1 \$10,000 for a Redlands Renewable Energy Feasibility Study (\$50,000 in 2016/17 budget).	New Project	0	50,000	0	0	0	0	0	50,000
2000-300	30147 - Home Maintenance (HACC) Recall of unspent 2013-2014 grant funds (Queensland Community Care Services) by Department of Communities, Child Safety & Disability Services	Reserves Adjustment / Re-alignment	0	46,808	0	0	0	0	-46,808	46,808
2000-314	ICCC - Call Centre Operating System Review of Existing Telephony System and design of new Call Centre Operating System. The new system will save Council approximately \$70,000 per financial year. Refer 2000-313 giving up \$200,000 in Salaries and Wages. This Project is made up of \$40,000 operational and \$70,000 capital.	New Project	0	40,000	0	70,000	0	0	0	110,000

Submission Number	Submission Description	Reason	Revenue	Operating Expenditure	Operating Costs associated with Capital Expenditure	Capital Expenditure	Depreciation	Balance Sheet Adjustments	Reserves	Cash Impact
<b>SUBMISSIONS</b>										
2000-311	11401 - Community Grants Program Admin Purchase of an Online Grants Management System will assist to address some of the operational inefficiencies experienced on a daily basis which impact on addressing the longer term strategic community objectives and productivity. It will also assist to provide improvements in many areas. This will be an ongoing project at a cost of \$20,000 per financial year	New Project	0	20,000	0	0	0	0	0	20,000
2000-303	30252 - Tech Trendsetter Libraries2U. Transfer from reserves to meet expenditure for computer hardware acquisitions. Purchase of 32 Android Tablets for the Libraries2U program.	Reserves Adjustment / Re-alignment	0	15,000	0	0	0	0	-15,000	15,000
2000-505	10383 - Koala Research. Koala disease research to inform koala protection in the Redlands by University of Sunshine Coast. Council Resolution 28 January 2016 12.1. Funding from Environment Reserve)	New Project	0	15,000	0	0	0	0	-15,000	15,000
2000-507	42359 - Health & Env Unit In-field Tech. Project brought forward from 2016/17 Capital budget.	Deferred / Brought Forward Project	0	0	0	13,500	0	0	0	13,500
2000-307	20277 - Hearing Augmentation - RPAC Give up variance as project completed under budget.	Project Give-Up	0	0	0	-8,534	0	0	0	-8,534
2000-308	20274 - Automated Front Doors for RPAC Give up variance as project completed under budget.	Project Give-Up	0	0	0	-19,026	0	0	0	-19,026
2000-501	80017 - Land Acquisitions Transfer budget to cover actuals - transfer land purchases - funds no longer required 2015/16.	Project Give-Up	0	0	0	-1,359,987	0	0	1,359,987	-1,359,987
2000-702	Strong Communities Salaries Give-up budget	Project Give-Up	0	-11,000	0	0	0	0	0	-11,000
2000-701	Economic Sustainability Salaries Give-up budget. Delay in positions being filled.	Project Give-Up	0	-22,000	0	0	0	0	0	-22,000
2000-703	Eco. Dev. Adv. Board Contractors Give-up budget. Delay in board establishment.	Project Give-Up	0	-45,000	0	0	0	0	0	-45,000
2000-400	70658 - Local Area Strategic Admin Project held over till confirmation of Air Services Aust constraints are determined. Council Workshop 24 May pending. Project will recommence and budget to be spent in 16/17 financial year (\$66K - \$77 14.08 already spent)	Project Carryover	0	-58,286	0	0	0	0	0	-58,286
2000-700	City Plan Salaries and Wages Give-up budget. Delay in positions being filled.	Project Give-Up	0	-85,000	0	0	0	0	0	-85,000
			<b>0</b>	<b>-34,478</b>	<b>0</b>	<b>-1,304,047</b>	<b>0</b>	<b>0</b>	<b>1,283,179</b>	<b>-1,338,525</b>
<b>Activity Submissions</b>										
2000-502	11036 - Mosquito Control Budget ask for Mosquito control chemicals & Helicopter contractors.	Activity Ask	0	90,000	0	0	0	0	0	90,000



Submission Number	Submission Description	Reason	Revenue	Operating Expenditure	Operating Costs associated with Capital Expenditure	Capital Expenditure	Depreciation	Balance Sheet Adjustments	Reserves	Cash Impact
<b>SUBMISSIONS</b>										
2000-500	11007 - Admin Property Management Budget ask for 2 Years overdue rent to DNRM for leasing of land at Toondah Harbour Precinct.	Activity Ask	0	39,000	0	0	0	0	0	39,000
2000-304	10078 - Library Enterprise Portfolio Budget missing from previous years in Budget Development since 13/14. Budget required as this is for the ongoing contract with Sirsodynix for the Library Horizons System. Refer to Submission 2000-312 to give up Salaries and Wages budget variance.	Activity Ask	0	20,019	0	0	0	0	0	20,019
2000-309	11089 - RAG Cleveland Exhibitions Requesting Budget due to funding of \$12,000 for the South East Qld Indigenous Fibre Art Project. Two instalments - \$10,800 on signing of agreement and \$1,200 on completion of the project.	Change in Service Expectations	-12,000	12,000	0	0	0	0	0	0
2000-305	10921 - Victoria Point Library Funding from State Library of QLD for Ozobots Grant. Requesting budget to purchase items out of parts and materials to be able to offer the Ozobots program in Libraries.	Change in Service Expectations	-800	800	0	0	0	0	0	0
2000-302	40463 - Technical Services Increased Revenue in Capital State Library Grant Funding.	Change in Activity Revenue	-17,537	0	0	0	0	0	0	-17,537
2000-310	11247 - RPAC Operations Increase Fees and Charges - Venue Hire Revenue due to ECQ use during Council Election period.	Change in Activity Revenue	-40,000	0	0	0	0	0	0	-40,000
2000-401	11029 - Planning Assessment Adjustment to revenue showing increase of planning applications received.	Change in Activity Revenue	-300,000	0	0	0	0	0	0	-300,000
2000-402	11034 - Engineering Assessment Adjustment to revenue showing increase of Plan Sealing applications received	Change in Activity Revenue	-215,000	0	0	0	0	0	0	-215,000
2000-403	11033 - Plumbing Assessment Adjustment to revenue showing increase of Plumbing applications received.	Change in Activity Revenue	-450,000	0	0	0	0	0	0	-450,000
2000-503	11467 - Commercial Rent Mobile Phone Towers - Decrease rent revenue due to Surrender of 3 Telco Towers leases leading to reduction in expected rental revenue.	Change in Activity Revenue	23,000	0	0	0	0	0	0	23,000
2000-504	10004 - Property Leasing, Rentals, Mtce Decrease rent revenue due to Loss of rent from the Toondah Harbour Building.	Change in Activity Revenue	50,000	0	0	0	0	0	0	50,000
2000-306	41828 - RAG Storage Space Renovations Reduce Contractors budget as grant funding not received. Project has been modified to be completed within reduced budget.	Change in Service Expectations	42,500	0	0	-42,500	0	0	0	0
2000-312	10376 - Technical Services Give up variance in Salaries and Wages in Library Services due to vacant positions and secondments at lower levels. Refer to Submission 2000-304 requesting budget for Sirsodynix Contract.	Activity Give-Up	0	-21,000	0	0	0	0	0	-21,000

Submission Number	Submission Description	Reason	Revenue	Operating Expenditure	Operating Costs associated with Capital Expenditure	Capital Expenditure	Depreciation	Balance Sheet Adjustments	Reserves	Cash Impact
<b>SUBMISSIONS</b>										
2000-313	11008 - ICCC Give up Salaries and Wages due to vacant positions and change in working hours from Full Time to Part Time for staff returning from Maternity Leave. Refer Submission 2000-311 requesting budget for Online Grants Management System in the amount of \$20,000. Refer Submission 2000-314 requesting budget for new Call Centre Operating System Software.	Activity Give-Up	0	-200,000	0	0	0	0	0	-200,000
			<b>-919,837</b>	<b>-59,181</b>	<b>0</b>	<b>-42,500</b>	<b>0</b>	<b>0</b>	<b>0</b>	<b>-1,021,518</b>
<b>CUSTOMER AND COMMUNITY SERVICES TOTAL SUBMISSIONS</b>			<b>-919,837</b>	<b>-93,658</b>	<b>0</b>	<b>-1,346,547</b>	<b>0</b>	<b>0</b>	<b>1,283,179</b>	<b>-2,360,043</b>
<b>Infrastructure and Operations</b>										
<b>Project Submissions</b>										
3000-513	30254 Mt Cotton Open Space Lot 825 Developer contribution to remediate Lot 825, fire breaks, weed management, tree works.	New Project	-65,000	65,000	0	0	0	0	0	0
3000-520	30277 Demolition and seed of chicken sheds at Indigiscapes	Project Give-Up	0	56,655	0	0	0	-132,000	0	56,655
			0	0	0	0	0	132,000	0	0
3000-321	63006 - Pt. Lookout WWTP Budget for grant received. Require an additional \$2.02M for expenditure. Remainder of grant to be received in 2016-17.	Project Ask	-3,047,103	0	0	2,020,000	0	0	-2,020,000	-1,027,103
3000-515	20293 - Willard Farm Land Purchase Willard Farm purchase per resolution of Council 21Dec15	New Project	0	0	0	1,524,000	0	0	0	1,524,000
3000-302	64006 - Sewerage Pump Stn #6 Request additional budget as per C Cartlidge 04/02/2016 approved memo to GM Infrastructure and Operations / Group Manager Water and Waste Infrastructure	Project Ask	0	0	0	900,000	0	0	0	900,000
3000-505	41389 S'field Lighting - Redlands Softball, Pinklands and Judy Holt funding received from sporting bodies to undertake extra works.	Change in Activity Revenue	-300,000	0	0	300,000	0	0	0	0
3000-611	PDG Corporate Allocation adjustment Transfer of \$110,603.71 between Goods & Services and Employee Costs to reflect changes in jobs confirmed after original budget upload.	PDG Corporate Allocation	0	0	0	110,604	0	0	0	110,604
3000-511	42386 Site Establish - Judy Holt Amenities Budget Ask for site establishment / utilities / new cricket wickets to accommodate the relocation of the Public Amenities at Weinam Crk Ferry Terminal to Judy Holt sportsfields	New Project	0	0	0	70,000	0	0	0	70,000
3000-323	63170 - Mt Cotton WWTP Dewatering Imp 2016/17. Project ask for \$50k (20% deposit required in 15-16).	Project Ask	0	0	0	50,000	0	0	0	50,000
3000-501	41402 Skate Park - Mt Cotton Community per resolution 18 Nov 15 to design new skate park at Mt Cotton Community Park for construction in 16/17.	New Project	0	0	0	40,000	0	0	0	40,000
3000-509	42373 Shade Well Pt. Rec Reserve Budget Ask to provide shade over Reserve Playground funded by reserve.	Change in Service Expectations	0	0	0	40,000	0	0	-40,000	40,000

Submission Number	Submission Description	Reason	Revenue	Operating Expenditure	Operating Costs associated with Capital Expenditure	Capital Expenditure	Depreciation	Balance Sheet Adjustments	Reserves	Cash Impact
<b>SUBMISSIONS</b>										
3000-309	63165 - Odour works at inlet - Cleveland Requested by Group Manager Water and Waste Infrastructure at Redland Water CAPEX meeting 17/2/16 - requesting additional funds, as currently over budget	Project Ask	0	0	0	32,000	0	0	0	32,000
3000-310	63180 - Cleveland Dechlorination Requested by Group Manager Water and Waste Infrastructure at Redland Water CAPEX meeting 17/2/16 - requesting additional funds.	Project Ask	0	0	0	30,000	0	0	-30,000	30,000
3000-218	42431 /42368- Bridges and large culvert renewals - Project Give up to offset ask for kingfisher culvert renewal project	Project Ask	0	0	0	25,000	0	0	0	25,000
3000-224	41005 - Fleet On Call Vehicle Project Ask - need for a dedicated on call vehicle to be permanently set up with necessary tools and materials. Will be part of pool to satisfy shortfall in pool availability. Proposed to use existing vehicle already set up, this ask is to cover cost of replacement for existing staff member.	Project Ask	0	0	0	25,000	0	0	0	25,000
3000-507	44769 Minor Infrastructure Projects Budget Ask to allow removal and replacement of minor park infrastructure identified as being in very poor condition	Project Ask	0	0	0	25,000	0	0	0	25,000
3000-332	65048 - Birkdale bypass lane balance over expenditure due to camera pole delivery carried from 14/15 and road design	Project Ask	0	0	0	20,000	0	0	0	20,000
3000-519	70663 Urban Parkland Admin Cash part purchase of Macleay Island Trails Land.	Activity Ask	0	0	0	20,000	0	0	0	20,000
3000-512	20268 Capalaba Entry Feature Stage 2 State Govt funding in 15/16 State Govt funding	Change in Activity Revenue	-46,168	0	0	0	0	0	0	-46,168
3000-609	42362 Billiau Rd, Mt Cotton Upgrade Grant of \$65,461 (Milestone 1) received 2015/16. Balance (Milestones 2&3) of \$1 52,742 expected 2016/17. Refer Objective #A1444909 & A1450065.	Change in Activity Revenue	-65,461	0	0	0	0	0	0	-65,461
3000-340	62223 - Benfer Rd DMA network Requested by Group Manager Water and Waste Infrastructure at Redland Water CAPEX meeting 22/03/2016 - give-up \$8k.	Project Give-Up	0	0	-8,152	0	0	0	0	-8,152
3000-205	40688 - Jetty Deck Upgrade - Russel Island Funds no longer required for this project during the current financial year	Project Give-Up	0	0	-192,150	0	0	0	0	-192,150
3000-206	42287 - Macleay Island Boat Ramp Funds required to be carried forward to facilitate project design in 2016/17 and construction in 2017/18	Project Carryover	800,000	0	-800,000	0	0	0	0	0
3000-221	42348 - Pontoon Upgrade Lamb Island Project Give Up	Project Give-Up	0	0	0	-7,548	0	0	0	-7,548
3000-341	63176 - Capalaba WWTP Blower Requested by Group Manager Water and Waste Infrastructure at Redland Water CAPEX meeting 22/03/2016 - give-up \$10k.	Project Give-Up	0	0	0	-10,000	0	0	10,000	-10,000
3000-211	80935 - pathway community lighting Project Give Up - projects complete, surplus funds.	Project Give-Up	0	0	0	-14,513	0	0	0	-14,513
3000-212	41193 - Pedestrian Bridge Renewal Project Give up, adjustment based on expected end of year expenditure.	Project Give-Up	0	0	0	-26,000	0	0	0	-26,000

Submission Number	Submission Description	Reason	Revenue	Operating Expenditure	Operating Costs associated with Capital Expenditure	Capital Expenditure	Depreciation	Balance Sheet Adjustments	Reserves	Cash Impact
<b>SUBMISSIONS</b>										
3000-201	Various Projects - adjustment to include TIDS, Cycle Network and Blackspot Grant funding adjusted for final acquittals.	Project Give-Up	-644,366	0	0	-37,800	0	0	0	-682,166
3000-202	40258 - Seawall foreshore, Queens Esp Funds no longer required for this project during the current financial year	Project Give-Up	0	0	0	-39,000	0	0	0	-39,000
3000-614	49995 Vision Outcome 5 - Savings Efficiencies in delivery of numerous PDG projects has resulted in savings that are to be given up.	Project Give-Up	0	0	0	-40,000	0	0	0	-40,000
3000-217	41562 - Lamb Island Emergency shed site access - Project carryover	Project Carryover	0	0	0	-50,000	0	0	0	-50,000
3000-301	63163 - Thorneside outfall upgrade Give up budget 2015/16 and carry forward into 2016/17; budget already in 2016/17 EB, as per Group Manager Water and Waste Infrastructure 09/02/2016.	Deferred / Brought Forward Project	0	0	0	-50,000	0	0	50,000	-50,000
3000-516	Lamb Island Depot - EOL refurb Lamb Is depot is now ex Fire Shed. Forms part of building/land swap to accommodate development of new Lamb Is Emergency Services Hub	Project Give-Up	0	0	0	-50,000	0	0	0	-50,000
3000-601	40535 Banks St Capalaba Turn Facility. Construction works cannot commence until land acquisitions are completed; the land actions are currently underway through City Infrastructure Group. Therefore construction now planned for next financial year.	Project Carryover	0	0	0	-50,000	0	0	0	-50,000
3000-602	40539 James St Cl Srv Turning Facility. Construction works cannot commence until land acquisitions are completed; the land actions are currently underway through City Infrastructure Group. Therefore construction now planned for next financial year.	Project Carryover	0	0	0	-50,000	0	0	0	-50,000
3000-203	42347 - Amity Point Swimming Enclosure Funds no longer required for renewal of this asset during the current financial year.	Project Give-Up	0	0	0	-52,736	0	0	0	-52,736
3000-222	42349 - Pontoon Upgrade Russell Island Project give up	Project Give-Up	0	0	0	-53,855	0	0	0	-53,855
3000-604	41383 Amity Pt. NSI Drainage Improve Surplus design budget to be carried into the construction component of this job next year.	Project Carryover	0	0	0	-60,000	0	0	0	-60,000
3000-214	42350 - Pontoon Upgrade Macleay Is Project Give Up	Project Give-Up	0	0	0	-63,250	0	0	0	-63,250
3000-517	Replacement various (fan coil units) Condition of units was such that the original intent to replace was NOT required and refurbishment was chosen as a more prudent approach. These works will still result in an extension of remaining life. Total costs associated with building mod's, removal and supply of 3 x new AC units greater than estimations provided at time of scoping.	Project Give-Up	0	0	0	-85,000	0	0	0	-85,000

Submission Number	Submission Description	Reason	Revenue	Operating Expenditure	Operating Costs associated with Capital Expenditure	Capital Expenditure	Depreciation	Balance Sheet Adjustments	Reserves	Cash Impact
<b>SUBMISSIONS</b>										
3000-207	41301 - Lighting Upgrade Midjimberry Rd NSI Project Give up - project cancelled due to negative community response to project.	Cancelled project	0	0	0	-92,105	0	0	0	-92,105
3000-220	40663 - William St Northern ramp floating walkway - project carryover.	Project Carryover	0	0	0	-93,891	0	0	0	-93,891
3000-213	40600 - PTAIP Snapper and Bima bus stop improvements NSI - project give up due to deferral by Translink	Project Give-Up	40,000	0	0	-100,000	0	0	0	-60,000
3000-216	40556 - Collins Street School of Arts Road Upgrade - Project Carryover for 100 % design funded from Trunk Transport Reserve	Project Carryover	0	0	0	-100,000	0	0	100,000	-100,000
3000-219	40573 - William St southern ramp floating walkway - project carryover.	Project Carryover	0	0	0	-104,889	0	0	0	-104,889
3000-613	40058 Upgrade Boat Ramp, Macleay Island. Design & Construct contract now completed; efficiencies found during delivery has resulted in savings that are to be given up.	Project Give-Up	0	0	0	-119,448	0	0	0	-119,448
3000-210	80010 - Bus Shelter Renewals Project Give up - due to competitive market pricing and scope reduction portion of remaining funds to be given up.	Project Give-Up	0	0	0	-121,115	0	0	0	-121,115
3000-333	65046 - Birkdale hardstand and haul road predicted unused contingency based on works YTD	Project Give-Up	0	0	0	-150,000	0	0	0	-150,000
3000-311	62168 - AC Main Replacement Program Requested by Group Manager Water and Waste Infrastructure at Redland Water CAPEX meeting 17/2/16 - Transfer \$50k to 62167 Queen Street watermain renewal/replacement and give-up the remainder.	Business Unit Adjustment	0	0	0	-199,891	0	0	0	-199,891
3000-610	46232 Charlie Buckler Sportsfield Lightg Design only this year. Insufficient construction budget in 2015/16. Construction budget allocated in 2016/17.	Project Carryover	0	0	0	-220,000	0	0	220,000	-220,000
3000-319	64166 - Sewerage Pump Station #166 Requested by Group Manager Water and Waste Infrastructure at Redland Water CAPEX meeting 17/2/16 - give up budget.	Project Give-Up	0	0	0	-230,000	0	0	230,000	-230,000
3000-204	Various Projects - Footpath Rehabilitation, Give Ups due to cancellation or under budget.	Project Give-Up	0	0	0	-273,520	0	0	0	-273,520
3000-508	40612 SMBI Sport & Resilience Hub 1BR transferred monies from 40471 but the job had already been budgeted with \$350K so this was not required.	Project Give-Up	0	0	0	-350,000	0	0	0	-350,000
3000-518	42105 Weinam Creek Wetland Park Carry over funds to complete works in 2016/17	Project Carryover	0	0	-98,500	-359,527	0	0	386,372	-458,027
3000-339	62166 - East Coast Rod Dunwich Requested by Group Manager Water and Waste Infrastructure at Redland Water CAPEX meeting 22/03/2016 - carryover to 1617.	Project Carryover	0	0	0	-450,000	0	0	450,000	-450,000
3000-215	40491 - One Mile Overflow Parking NSI Project Carryover due to delays in construction - 50% funded project by TMR.	Project Carryover	0	0	0	-601,490	0	0	301,490	-601,490
3000-223	40014 - MBC Thornlands Cycleway Project Carryover due to delays with DTMR for culvert works.	Project Carryover	325,000	0	0	-650,000	0	0	325,000	-325,000

Submission Number	Submission Description	Reason	Revenue	Operating Expenditure	Operating Costs associated with Capital Expenditure	Capital Expenditure	Depreciation	Balance Sheet Adjustments	Reserves	Cash Impact
<b>SUBMISSIONS</b>										
3000-608	80053 Bus Stop Upgrades Program Savings due to delivery efficiencies & market values considerably less than planned budget.	Project Give-Up	0	0	0	-750,000	0	0	0	-750,000
3000-208	41189 - Raby Bay New Repair Trial Stage 2 of Project delayed. Procurement for Stage 2 is underway. Carryover funds to Raby Bay Reserve. \$100,000 funds retained to carry out procurement and initial site establishment. Stage 2 project start 16/17	Project Carryover	0	0	0	-1,000,000	0	0	1,000,000	-1,000,000
3000-605	40371 Russell Tce, Macleay Island - Wall & Asbestos Design phase - permit approval issues.	Project Carryover	0	0	0	-1,557,522	0	0	0	-1,557,522
3000-300	63133 - Thornside WWTP Inlet Works Give up budget 2015/16 and carry forward into 2016/17; budget already in 2016/17 EB, as per Group Manager Water and Waste Infrastructure 09/02/2016.	Deferred / Brought Forward Project	0	0	0	-2,570,000	0	0	1,285,000	-2,570,000
3000-606	41900 Macleay Island Ramp Carpark Design phase - permit approval issues.	Project Carryover	0	0	0	-3,264,000	0	0	0	-3,264,000
3000-305	63017 - Dunwich Sewerage Gravity Sewers Requested by Group Manager Water and Waste Infrastructure at Redland Water CAPEX meeting 17/2/16 - project nearly finalised, correcting the budget. Transfer salaries from operational variances.	Project Ask	0	-20,000	0	40,000	0	0	-40,000	20,000
			<b>-3,003,098</b>	<b>101,655</b>	<b>-1,098,802</b>	<b>-8,825,496</b>	<b>0</b>	<b>0</b>	<b>2,227,862</b>	<b>-12,825,742</b>
<b>Activity Submissions</b>										
3000-342	55531 - Closed Landfill Administration Adjustment to offsetting account to net to projected 1516 CLR program	Business Unit Adjustment	0	393,389	0	0	0	0	0	393,389
3000-504	10413 Aquatic & Emergency Precinct Ask for Budget as per Council Resolution 9th December- Item 16.3.2 SURF LIFESAVING CENTRE OF EXCELLENCE- Valuation fees sts Program Manager CSL033 6 months to June 2016	New Project	0	198,361	0	0	0	0	0	198,361
3000-405	55006 - Redland Bay Transfer Station Increase in Transfer Station Attendant Staff expenditure.	Activity Ask	0	88,178	0	0	0	0	0	88,178
3000-409	55082 - Macleay Island Transfer Station Greenwaste transport and disposal expenditure higher than forecast.	Activity Ask	0	85,719	0	0	0	0	0	85,719
3000-406	55006 - Redland Bay Transfer Station Increase due to disposal of contaminated hardfill stockpile at Redland Bay.	Activity Ask	0	52,500	0	0	0	0	0	52,500
3000-404	55005 - Birkdale Sanitary Landfill Increase due to disposal of contaminated hardfill stockpile at Redland Bay.	Activity Ask	0	33,502	0	0	0	0	0	33,502
3000-330	70851 - Landfill Site investigations requesting additional funds for geotech work for JHP and HZ site investigation as precursors to pending projects	Activity Ask	0	25,000	0	0	0	0	0	25,000
3000-407	55023 - Kerbside Greenwaste Collection Kerbside Greenwaste Collection expenditure higher than forecast.	Activity Ask	0	16,246	0	0	0	0	0	16,246

Submission Number	Submission Description	Reason	Revenue	Operating Expenditure	Operating Costs associated with Capital Expenditure	Capital Expenditure	Depreciation	Balance Sheet Adjustments	Reserves	Cash Impact
<b>SUBMISSIONS</b>										
3000-308	63047 - Generators Requested by Group Manager Water and Waste Infrastructure at Redland Water CAPEX meeting 17/2/16 - transfer funds.	Movement between Capital & Operational	0	15,001	0	-15,001	0	0	0	0
3000-502	40471 Cleveland Aquatic Centre 1BR saw a double give up due to an administrative error of \$567K, this is to ask for that back.	Project Ask	0	0	0	567,650	0	0	0	567,650
3000-334	64048 - Pump Station #48 Requested by Group Manager Water and Waste Infrastructure at Redland Water CAPEX meeting 22/03/2016 - require additional \$160k	Activity Ask	0	0	0	160,000	0	0	0	160,000
3000-312	63067 - Pumps Requested by Group Manager Water and Waste Infrastructure at Redland Water CAPEX meeting 17/2/16 - requesting additional funds.	Activity Ask	0	0	0	90,000	0	0	0	90,000
3000-335	64070 - Sewerage Pump Stn #70 Requested by Group Manager Water and Waste Infrastructure at Redland Water CAPEX meeting 22/03/2016 - require additional \$90k	Activity Ask	0	0	0	90,000	0	0	0	90,000
3000-337	64302 - SPS Emergency Diesel Set Requested by Group Manager Water and Waste Infrastructure at Redland Water CAPEX meeting 22/03/2016 - request additional funds.	Activity Ask	0	0	0	78,000	0	0	-78,000	78,000
3000-303	63010 - Pumps and Macerators Requested by Group Manager Water and Waste Infrastructure at Redland Water CAPEX meeting 17/2/16 - project nearly finalised, correcting the budget.	Activity Ask	0	0	0	37,000	0	0	0	37,000
3000-304	63013 - Aerators_Mixers Requested by Group Manager Water and Waste Infrastructure at Redland Water CAPEX meeting 17/2/16 - project nearly finalised, correcting the budget.	Activity Ask	0	0	0	25,000	0	0	0	25,000
3000-316	64029 - Sewerage Pump Station #29 Requested by Group Manager Water and Waste Infrastructure at Redland Water CAPEX meeting 17/2/16 - requesting additional funds.	Activity Ask	0	0	0	20,000	0	0	0	20,000
3000-306	63135 - Mt Cotton WWTP Inlet Works Upg Requested by Group Manager Water and Waste Infrastructure at Redland Water CAPEX meeting 17/2/16 - transfer funds	Business Unit Adjustment	0	0	0	13,000	0	0	0	13,000
3000-322	63025 - Control Systems Requested by Principal Control Systems Engineer 25/02/2015	Activity Ask	0	0	0	5,000	0	0	0	5,000
3000-100	53019 - WW Financial Budget for revenues exceeding initial budget	Change in Activity Revenue	-1,760,887	0	0	0	0	0	0	-1,760,887
3000-200	81146, 81147, 81156 Increase in reserves and developer contribution budgets in line with revenue. Transport, Stormwater & Cycleway	Change in Activity Revenue	-5,800,000	0	0	0	0	0	5,800,000	-5,800,000
3000-401	52019 - Water Financial Transfer budget from 62**** (F&C) as this isn't published in the F&C and amend to 69**** Other revenue as this is more reflective of the revenue type. Considered a 61**** natural account, however the revenue source is external business customers, rather than ratepayers.	Change in Activity Revenue	-7,000	0	0	0	0	0	0	-7,000

Submission Number	Submission Description	Reason	Revenue	Operating Expenditure	Operating Costs associated with Capital Expenditure	Capital Expenditure	Depreciation	Balance Sheet Adjustments	Reserves	Cash Impact
<b>SUBMISSIONS</b>										
3000-500	30358 Street Tree Planting Program put in budget to the amount actually received & spent	Change in Activity Revenue	-4,586	0	0	0	0	0	-5,414	-4,586
3000-503	45589 Open Space Infrastructure Charge Increase budget and reserve transfers in line with increased revenue.	Activity Ask	-1,000,000	0	0	0	0	0	1,000,000	-1,000,000
3000-530	Conservation Jobs to be funded fully from reserves. 10294 Community Bushcare, 30320 Conservation Admin, 30321 & 30323 Bushland Services, 30382 Conservation Asset Maint.	Reserves Adjustment / Re-alignment	0	0	0	0	0	0	-934,638	0
3000-336	63120 - Switchboards Requested by Group Manager Water and Waste Infrastructure at Redland Water CAPEX meeting 22/03/2016 - give-up remaining budget.	Activity Give-Up	0	0	0	-4,700	0	0	0	-4,700
3000-318	64165 - Sewerage Pump Station #165 Requested by Group Manager Water and Waste Infrastructure at Redland Water CAPEX meeting 17/2/16 - job completed, giving up remaining budget	Activity Give-Up	0	0	0	-11,900	0	0	0	-11,900
3000-314	63069 - Control Systems Requested by Group Manager Water and Waste Infrastructure at Redland Water CAPEX meeting 17/2/16 - retain \$30k and give-up remainder of budget	Activity Give-Up	0	0	0	-29,263	0	0	0	-29,263
3000-338	62038 - New Water Services Requested by Group Manager Water and Waste Infrastructure/K McGuire at Redland Water CAPEX meeting 22/03/2016 - \$30k give-up.	Activity Give-Up	0	0	0	-30,000	0	0	30,000	-30,000
3000-307	63046 - Flow Meters Requested by Group Manager Water and Waste Infrastructure at Redland Water CAPEX meeting 17/2/16 - transfer funds	Activity Give-Up	0	0	0	-37,550	0	0	0	-37,550
3000-317	64035 - Sewerage Pump Station #35 Requested by Group Manager Water and Waste Infrastructure at Redland Water CAPEX meeting 17/2/16 - giving up funds.	Activity Give-Up	0	0	0	-40,000	0	0	0	-40,000
3000-331	64071 - Sewerage Pump Stn #71 Carry-over to 2016/17 as per Principal Control Systems Engineer 210 32016; works delayed due to lead time on generator and community consultation re tree lopping.	Project Carryover	0	0	0	-90,000	0	0	90,000	-90,000
3000-324	55012 - Nth Stradbroke Site Remediation give up budget surplus to remediation needs	Activity Give-Up	0	-7,000	0	0	0	0	0	-7,000
3000-328	55088 - Giles Road remediation give up budget surplus to remediation needs	Activity Give-Up	0	-15,000	0	0	0	0	0	-15,000
3000-329	55501 - Judy Holt park remediation unspent leachate collection due to pump station working as commissioned	Activity Give-Up	0	-35,000	0	0	0	0	0	-35,000
3000-408	55081 - Russell Island Transfer Station Greenwaste transport and disposal expenditure lower than forecast.	Activity Give-Up	0	-37,227	0	0	0	0	0	-37,227
3000-326	55013 - Remediation Redland Bay predicted unspent leachate collection due to drier weather	Activity Give-Up	0	-45,000	0	0	0	0	0	-45,000
3000-400	53008 - Biosolids Treatment Requested by Group Manager Water and Waste Operations 10/3/16. Transport and beneficial reuse of Biosolids lower than forecast.	Activity Give-Up	0	-147,000	0	0	0	0	0	-147,000



Submission Number	Submission Description	Reason	Revenue	Operating Expenditure	Operating Costs associated with Capital Expenditure	Capital Expenditure	Depreciation	Balance Sheet Adjustments	Reserves	Cash Impact
<b>SUBMISSIONS</b>										
3000-402	55021 - Kerbside Recycling Collection Kerbside Recycling Collection expenditure lower than forecast.	Activity Give-Up	0	-171,753	0	0	0	0	0	-171,753
3000-325	55073 - Birkdale Lfill capping give up budget surplus to remediation needs	Activity Give-Up	0	-200,000	0	0	0	0	0	-200,000
3000-403	55022 - Kerbside Waste Collection Kerbside Waste Collection expenditure lower than forecast.	Activity Give-Up	0	-320,995	0	0	0	0	0	-320,995
3000-209	30448 - Aquatic Paradise Maint Dredge Project delayed. Return funds to Aquatic Paradise Reserve. PDG has funds to carry out pre-dredge surveys in preparation for project start 16/17	Project Carryover	0	-1,893,345	0	0	0	0	1,893,345	-1,893,345
			<b>-8,572,473</b>	<b>-1,964,423</b>	<b>0</b>	<b>827,236</b>	<b>0</b>	<b>0</b>	<b>7,795,293</b>	<b>-9,709,660</b>
<b>INFRASTRUCTURE AND OPERATIONS TOTAL SUBMISSIONS</b>			<b>-11,575,571</b>	<b>-1,862,768</b>	<b>-1,098,802</b>	<b>-7,998,260</b>	<b>0</b>	<b>0</b>	<b>10,023,155</b>	<b>-22,535,402</b>
<b>TOTAL SUBMISSIONS</b>			<b>-7,936,705</b>	<b>-1,482,846</b>	<b>-1,098,802</b>	<b>-11,730,065</b>	<b>0</b>	<b>0</b>	<b>11,306,334</b>	<b>-22,248,419</b>



# Redland City Council

## 2015-16 Final Budget Review

Submission Number	Submission Description	Reason	Revenue	Operating Expenditure	Operating Costs associated with Capital Expenditure	Capital Expenditure	Depreciation	Balance Sheet Adjustments	Reserves	Cash Impact
<b>TRANSFERS</b>										
<b>Chief Executive Officer Groups</b>										
0000-404	99109 - Corporate Fund Raby Bay Capital Loan repayments funding from reserve - 15/16 budget not entered during budget development	Reserves Adjustment / Re-alignment	0	0	0	0	0	0	-478,240	0
0000-406	Adjustment for depreciation movements since 15/16 annual budget submission - only >\$5000 +/- impact	Internals Adjustment	0	0	0	0	0	-764,195	0	0
	Corresponding entry		0	0	0	0	764,195	0	0	0
<b>Chief Executive Officer Groups TOTAL TRANSFER SUBMISSIONS</b>			<b>0</b>	<b>0</b>	<b>0</b>	<b>0</b>	<b>764,195</b>	<b>-764,195</b>	<b>-478,240</b>	<b>0</b>
<b>TRANSFERS</b>										
<b>Organisational Services</b>										
1000-101	30514 - Redland Weather Station Cleveland - Transfer unspent grant to reserve, to be utilised for future maintenance as per grant funding agreement. (\$23,321.15)	Reserves Adjustment / Re-alignment	0	0	0	0	0	0	23,321	0
<b>ORGANISATIONAL SERVICES TOTAL TRANSFER SUBMISSIONS</b>			<b>0</b>	<b>0</b>	<b>0</b>	<b>0</b>	<b>0</b>	<b>0</b>	<b>23,321</b>	<b>0</b>
<b>TRANSFERS</b>										
<b>Community &amp; Customer Services</b>										
2000-301	30147 - Home Maintenance (HACC) Replacement of Home Assist Secure vehicles - 2 x utes in May 2015 and 1 x sedan in December 2015. Funded by Home Assist Maintenance Vehicle Replacement reserve, including \$24,500 to be transferred for the 2015/16 year.	Reserves Adjustment / Re-alignment	0	0	0	0	0	0	-72,019	0
<b>COMMUNITY AND CUSTOMER SERVICES TOTAL TRANSFER SUBMISSIONS</b>			<b>0</b>	<b>0</b>	<b>0</b>	<b>0</b>	<b>0</b>	<b>0</b>	<b>-72,019</b>	<b>0</b>

Submission Number	Submission Description	Reason	Revenue	Operating Expenditure	Operating Costs associated with Capital Expenditure	Capital Expenditure	Depreciation	Balance Sheet Adjustments	Reserves	Cash Impact
<b>TRANSFERS</b>										
<b>Infrastructure and Operations</b>										
3000-603	41062 School of Arts Rd Upgrade, Vic Pt Employee Cost budget required to engage a designer to deliver design component of this job. Refer Obj#A1336491.	Change in Service Expectations	0	0	0	35,000	0	0	0	35,000
	Corresponding entry		0	0	0	-35,000	0	0	0	-35,000
3000-612	Project Management Services Unit Request adjustment between Project Mgt Services Unit (Contractors ) & Construction Projects Unit (Employee Costs) to off set balance of termination paid for Col Kellaway.	Change in Service Expectations	0	-49,917	0	0	0	0	0	-49,917
	Corresponding entry		0	49,917	0	0	0	0	0	49,917
3000-313	63068 Pipes Valves and 64000 Sewerage Pump Station Asset Rehab - Requested by B Taylor at Redland Water Capex Meeting 17/02/2016 - transfer budget between jobs.	Business Unit Adjustment	0	0	0	20,000	0	0	0	20,000
	Corresponding entry		0	0	0	-20,000	0	0	0	-20,000
3000-315	63122 Lifting Gear and 63123 Odour Control - Requested by B Taylor at Redland Water Capex Meeting 17/02/2016 - transfer budget between jobs.	Business Unit Adjustment	0	0	0	34,400	0	0	0	34,400
	Corresponding entry		0	0	0	-34,400	0	0	0	-34,400
3000-615	49995 Vision Outcome 5 - Savings Adjustment required between Goods & Services and Employee Costs to reflect changes in works performed by the Construction Projects Unit.	Change in Service Expectations	0	0	0	-35,000	0	0	0	-35,000
	Corresponding entry		0	0	0	35,000	0	0	0	35,000
<b>INFRASTRUCTURE AND OPERATIONS TOTAL TRANSFER SUBMISSIONS</b>			<b>0</b>	<b>0</b>	<b>0</b>	<b>0</b>	<b>0</b>	<b>0</b>	<b>0</b>	<b>0</b>
<b>TOTAL TRANSFERS</b>			<b>0</b>	<b>0</b>	<b>0</b>	<b>0</b>	<b>764,195</b>	<b>-764,195</b>	<b>-526,938</b>	<b>0</b>

**11.1.2 POL-3010 CONSTRAINED CASH RESERVES POLICY 2016-2017**

**Objective Reference:** A1737989  
Reports and Attachments (Archives)

**Attachment:** [POL-3010 – Constrained Cash Reserves Policy 2016-2017](#)

**Authorising/Responsible Officer:**   
Deborah Corbett-Hall  
Acting Chief Financial Officer

**Report Author:** Pamela Burge  
Finance Officer

---

**PURPOSE**

The purpose is to present the Constrained Cash Reserves Policy for 2016-2017. Council continues to document its policy position on constrained cash reserves to demonstrate accountability and transparency to the community on cash balances that are constrained for particular purposes.

**BACKGROUND**

The requirements of constrained cash reserves were previously outlined in the *Local Government Act 2009*. Whilst there is no longer the legislative requirement to gain council resolutions for establishment, utilisation and closure of reserves, Council's reserves are reconciled and reported on a monthly basis.

Additionally, the Queensland Audit Office and Department of Infrastructure, Local Government and Planning expect annual financial statements to demonstrate that reserves are a subset of cash balances at year-end.

**ISSUES**

Council discussed the attached Constrained Cash Reserves Policy as part of its 2016-2017 annual budget development process. The policy intent remains unchanged.

**STRATEGIC IMPLICATIONS**

Council's long-term financial strategy incorporates the utilisation of existing reserves.

**Legislative Requirements**

Section 104 of the *Local Government Act 2009* requires that a local government establishes a system of financial management to ensure financial sustainability. A local government is financially sustainable if the local government is able to maintain its financial capital and infrastructure capital over the long-term.

**Risk Management**

Council's Long-Term Financial Strategy contains risks, issues and mitigation strategies aligned to revenues, expenditures and cash balances which influence the reserve balances and associated movements in reserves.

---

Council reports full details of its reserve balances and movements on a monthly basis to monitor reserve usage and also provide the community with transparency over constrained funds.

### **Financial**

There are no direct financial impacts to Council resulting from this report. No future financial impacts are expected as reserve movements are transfers in community equity and only constrain cash for particular works that feature in annual or long term operational or capital programmes.

### **People**

Nil impact expected as the scope of the attached policy is constrained cash reserves.

### **Environmental**

Nil impact expected as the scope of the attached policy is constrained cash reserves.

### **Social**

Nil impact expected as the scope of the attached policy is constrained cash reserves.

### **Alignment with Council's Policy and Plans**

The review of POL-3010 Constrained Cash Reserves Policy aligns to Council's Corporate Plan 2015-2020 key outcome 8, inclusive and ethical governance.

Deep engagement, quality leadership at all levels, transparent and accountable democratic processes and a spirit of partnership between the community and Council will enrich residents' participation in local decision-making to achieve the community's Redlands 2030 visions and goals.

## **CONSULTATION**

Council's Long Term Financial Strategy was reviewed between October 2015 and December 2015, outlining Council's constrained cash reserves policy position as well as potential risks, issues and opportunities.

Council reviewed the draft 2016-2017 Constrained Cash Reserves Policy during a budget workshop on 19 April 2016 where it was approved in principle.

## **OPTIONS**

1. Council resolves to adopt the attached 2016-2017 Constrained Cash Reserves Policy.
2. Council requests additional information or amends the attached policy prior to adoption.

## **OFFICER'S RECOMMENDATION/ COUNCIL RESOLUTION**

**Moved by:** Cr W Boglary  
**Seconded by:** Cr M Edwards

**That Council resolves to adopt the attached 2016-2017 POL-3010 - Constrained Cash Reserves Policy.**

**CARRIED 11/0**

Crs Boglary, Mitchell, Gollè, Hewlett, Edwards, Talty, Elliott, Huges, Gleeson, Bishop and Williams voted FOR the motion.

### Constrained Cash Reserves Policy

#### [Version Information](#)

#### Head of Power

Section 104 of the *Local Government Act 2009* requires that a local government establishes a system of financial management to ensure financial sustainability. A local government is financially sustainable if the local government is able to maintain its financial capital and infrastructure capital over the long-term.

#### Policy Objective

To ensure Council's constrained cash reserves

- are only restricting funds for current or future planned expenditure; and
- do not exceed cash balances at the end of the financial year, to align with the disclosure requirements of the Department of Infrastructure, Local Government and Planning (DILGP) and the Queensland Audit Office (QAO).

#### Policy Statement

1. Council's philosophy is to ensure funds held in constrained cash reserves are restricted to deliverables consistent with the Long-Term Financial Strategy, Long-Term Asset Management Plan, Corporate Plan and Annual Operational Plan and Budget.
2. Council is committed to achieving this goal by:
  - Reporting on constrained cash reserves on a monthly basis as part of the monthly financial reports to each General Meeting;
  - Reporting constrained cash reserves as a subset of cash balances in annual statutory reporting;
  - Ensuring constrained cash reserves do not exceed cash balances at the end of the financial year;
  - Conducting an annual review of all constrained cash reserves for relevance and future requirements in accordance with the Long-Term Financial Strategy and other appropriate strategies and plans;
  - Reviewing forecast reserve movements as an integral part of the annual budget development process; and
  - Transferring funds from constrained cash reserves back to retained earnings when the purpose of the reserve is no longer valid or required or when the funds have been expended on planned works.

---

#### CMR Team use only

# policy document

### Version Information

Version Number	Date	Key Changes
1	February 2014	New Policy
2	January 2015	<ul style="list-style-type: none"><li>• Updated for Budget 2015/2016 process</li><li>• Included at the end of the financial year, to align with the disclosure requirements of the Department of Local Government, Community Recovery and Resilience (DLGCRR) and the Queensland Audit Office (QAO) for clarity and further explanation of our statutory reporting.</li></ul>
3	April 2016	<ul style="list-style-type: none"><li>• Updated for Budget 2016/2017 process</li><li>• Updated with new State Government Department name</li><li>• Changed committee to General Meeting for clarity</li></ul>

[Back to top](#)

---

#### CMR Team use only

**Department:** Office of CEO  
**Group:** Financial Services  
**Approved:** General Meeting  
**Date of Approval:** 11 May 2016

**Effective date:** 1 July 2016  
**Version:** 2  
**Review date:** 30 June 2017  
**Page:** 2 of 2

**11.1.3 POL-3013 INVESTMENT POLICY 2016-2017**

**Objective Reference:** A1748663  
Reports and Attachments (Archives)

**Attachment:** [POL-3013 – Investment Policy 2016-2017](#)

**Authorising/Responsible Officer:**   
Deborah Corbett-Hall  
Acting Chief Financial Officer

**Report Author:** Pamela Burge  
Finance Officer

---

**PURPOSE**

The purpose is to present the Investment Policy for 2016-2017. Section 104(5) of the *Local Government Act 2009* requires a Local Government to have an Investment Policy as part of its financial management system.

**BACKGROUND**

Council annually reviews its Investment Policy as part of the budget development process. Following adoption of the Long Term Financial Strategy on 9 December 2015, Council subsequently reviewed its Investment Policy during the development of the 2016-2017 annual budget.

**ISSUES**

Council discussed the attached Investment Policy as part of its 2016-2017 annual budget development process. The policy intent remains unchanged.

**STRATEGIC IMPLICATIONS**

Council's Investment Policy outlines its risk appetite for investment of surplus funds. Surplus funds can either be invested or utilised to accelerate debt reduction (with associated early repayment penalties) or a combination of the two approaches.

**Legislative Requirements**

Section 104(5) of the *Local Government Act 2009* requires a Local Government to have an Investment Policy as part of its financial management system. The policy must be regularly reviewed and updated as necessary and Council reviews and updates its key financial policies at least annually.

**Risk Management**

Council's Long Term Financial Strategy contains risks, issues and mitigation strategies aligned to the investment of surplus funds. These risks are reviewed at least annually and no material risks are currently identified with respect to managing Council's investments.

**Financial**

There are no direct financial impacts to Council resulting from this report. The 2016-2017 Investment Policy continues to include options for investing in commercial opportunities, joint ventures, associates and subsidiaries in the future.

---



Prior to investment, a comprehensive analysis will be undertaken to ensure the benefits of the investment outweigh the risks and costs. The analysis will ensure any proposal for investment outside a financial institution/fund manager will maintain or improve all relevant financial ratios and measures of sustainability within adopted Financial Strategy targets. Any investment outside of a financial institution/fund manager must also be consistent with the principles and objectives contained in Council's Revenue and Dividend Policies.

### **People**

Nil impact expected as the scope of the attached policy is investment of surplus funds.

### **Environmental**

Nil impact expected as the scope of the attached policy is investment of surplus funds.

### **Social**

Nil impact expected as the scope of the attached policy is investment of surplus funds.

### **Alignment with Council's Policy and Plans**

The review of POL-3013 Investment Policy aligns to Council's Corporate Plan 2015-2020 key outcome 8, inclusive and ethical governance.

Deep engagement, quality leadership at all levels, transparent and accountable democratic processes and a spirit of partnership between the community and Council will enrich residents' participation in local decision-making to achieve the community's Redlands 2030 visions and goals.

### **CONSULTATION**

Council's Long Term Financial Strategy was reviewed between October 2015 and December 2015, outlining Council's investment policy position as well as potential risks, issues and opportunities.

Council reviewed the draft 2016-2017 Investment Policy during a budget workshop on 19 April 2016 where it was approved in principle.

### **OPTIONS**

1. Council resolves to adopt the attached 2016-2017 Investment Policy.
2. Council requests additional information or amends the attached policy prior to adoption.

### **OFFICER'S RECOMMENDATION/ COUNCIL RESOLUTION**

**Moved by:** Cr W Boglary  
**Seconded by:** Cr P Gollè

**That Council resolves to adopt the attached 2016-2017 Investment Policy POL-3013.**

**CARRIED 11/0**

Crs Boglary, Mitchell, Gollè, Hewlett, Edwards, Talty, Elliott, Huges, Gleeson, Bishop and Williams voted FOR the motion.

### Investment Policy

#### [Version Information](#)

#### Head of Power

Section 104 of the *Local Government Act 2009 (Qld)* (the Act) requires a local government to produce an Investment Policy as part of its financial management system. The Act also defines Council as a statutory body and subsequently Council must also consider the *Statutory Bodies Financial Arrangements Act 1982 (Qld)*.

#### Policy Objective

To maximise earnings from authorised financial investments of surplus funds after assessing and minimising all associated risks in accordance with the annually revised and adopted Long-Term Financial Strategy (Financial Strategy).

#### Policy Statement

1. Council's philosophy for investments is to protect the capital value of investments with the goal of maximising returns through an active investment strategy within this overall risk philosophy.
2. Council is committed to achieving this goal by:
  - Investing only in investments as authorised under current legislation;
  - Investing only with approved institutions;
  - Investing to facilitate diversification and minimise portfolio risk;
  - Investing to protect the capital value of investments (balancing risk with return opportunities);
  - Investing to facilitate working capital requirements;
  - Reporting on the performance of its investments on a monthly basis as part of the monthly financial reports to Council;
  - Conducting an annual review of all investments and associated returns as part of the annual review of the Long-Term Financial Strategy; and
  - Ensuring no more than 30% of Council's investments are held with one financial institution, or one fund manager for investments outside of the Queensland Treasury Corporation (QTC) or the Queensland Investment Corporation (QIC) cash funds or Bond Mutual Funds.
3. Council will follow an active investments management strategy over the next ten financial years in order to maximise the returns generated from investing cash balances.

---

#### CMR Team use only

### Application of Dividends and Tax Equivalent Payments

#### [Version Information](#)

#### Head of Power

The establishment of this policy is consistent with *the Local Government Act 2009, Local Government Regulation 2012* and also the Local Government Tax Equivalent Regime (LGTER).

#### Policy Objective

The objective is to clarify Council's intention for its use of financial returns received from commercialised or corporatised business activities and any subsidiaries or associates.

#### Policy Statement

Council

- currently receives dividends and tax equivalent payments from its commercialised business activities; and
- will look to receive dividends and tax equivalent payments from any corporatised business activities, subsidiaries or associates in the future.

Council is committed to:

1. transparently accounting, reconciling and reporting the receipt of such financial returns in accordance with the Australian Accounting Standards and LGTER; and
2. applying all financial returns to the provision of community benefit.

#### Associated Documents

- Financial Strategy
- Annual Budget
- Annual Report
- Dividend Policy - Business Activities (POL-0019)

#### Document Control

Only the Chief Financial Officer can approve amendments to this policy. Please forward any requests to change the content to the Service Manager Corporate Finance in the first instance.

#### Version Information

Version No.	Date	Key Changes
1	January 2015	Assigned to Financial Services for ownership. Updated legislation; removed references to Allconnex Water and included references to subsidiaries and associates. Included references to Local Government Tax Equivalent Regime. Included references to Annual Report and Annual Budget. Updated document control to CFO approval and not CEO.
2	April 2015	Combined the commitments statements, reducing from three to two.
3	April 2016	Updated for Budget 2016-2017 process (only approval, effective and review dates changed)

[Back to Top](#)

4. Council's investment objectives are to exceed the benchmark of the United Bank of Switzerland (UBS) Bank Bill Index.
5. Council may also consider investing in commercial opportunities, joint ventures, associates and subsidiaries in the future. Prior to investment, a comprehensive analysis will be undertaken to ensure the benefits of the investment outweigh the risks and costs. The analysis will ensure any proposal for investment outside a financial institution/fund manager will maintain or improve all relevant financial ratios and measures of sustainability within adopted Financial Strategy targets. Any investment outside of a financial institution/fund manager must also be consistent with the principles and objectives contained in Council's Revenue and Dividend Policies.

### Version Information

Version Number	Date	Key Changes
6	February 2014	<ul style="list-style-type: none"><li>• Minor updates as part of budget development process and additionally including annual review and monthly financial reporting of investments</li></ul>
7	January 2015	<ul style="list-style-type: none"><li>• Updated for Budget 2015/2016 process</li><li>• Replaced 'guarantee' with 'protect' for capital value of investments to align to Financial Strategy adopted 17/12/14</li></ul>
8	April 2016	<ul style="list-style-type: none"><li>• Updated for Budget 2016/2017 process (only approval, effective and review dates changed)</li></ul>

[Back to top](#)

---

#### CMR Team use only


**Department:** Office of CEO  
**Group:** Financial Services  
**Approved:** General Meeting  
**Date of Approval:** 11 May 2016

**Effective date:** 1 July 2016  
**Version:** 8  
**Review date:** 30 June 2017  
**Page:** 2 of 2

**11.1.4 POL-3117 APPLICATION OF DIVIDENDS AND TAX EQUIVALENT PAYMENTS 2016-2017**

**Objective Reference:** A1739614  
Reports and Attachments (Archives)

**Attachment:** [POL-3117 Application of Dividends and Tax Equivalents Payments 2016-2017](#)

**Authorising/Responsible Officer:**   
Deborah Corbett-Hall  
Acting Chief Financial Officer

**Report Author:** Pamela Burge  
Finance Officer

---

**PURPOSE**

The purpose is to present the Application of Dividends and Tax Equivalent Payments Policy for 2016-2017.

**BACKGROUND**

The Application of Dividends and Tax Equivalent Payments Policy was created to capture the utilisation of returns from Council's commercial business activities and other commercial opportunities including subsidiaries and associates of council.

**ISSUES**

Council discussed the attached Application of Dividends and Tax Equivalent Payments as part of its 2016-2017 annual budget development process. The policy intent remains unchanged.

**STRATEGIC IMPLICATIONS****Legislative Requirements**

Section 104 of the *Local Government Act 2009* requires that a local government establishes a system of financial management to ensure financial sustainability.

A local government is financially sustainable if the local government is able to maintain its financial capital and infrastructure capital over the long term.

**Risk Management**

Council receives revenue streams from its commercial business activities in accordance with the Local Government Tax Equivalent Regime and may also receive dividends and other returns from investments in associates, subordinates or other entities.

The attached policy will also apply to Council's newly created wholly owned subsidiary, Redland Investment Corporation.

**Financial**

There are no direct financial implications relating to the adoption of the attached report, it provides a policy position for current and future revenue streams.

---

**People**

Nil impact expected as the scope of the attached policy is dividends and tax equivalent payments.

**Environmental**

Nil impact expected as the scope of the attached policy is dividends and tax equivalent payments.

**Social**

Nil impact expected as the scope of the attached policy is dividends and tax equivalent payments.

**Alignment with Council's Policy and Plans**

The review of Policy POL-3117 Application of Dividends and Tax Equivalent Payment aligns to Council's Corporate Plan 2015-2020 key outcome 8, inclusive and ethical governance.

Deep engagement, quality leadership at all levels, transparent and accountable democratic processes and a spirit of partnership between the community and Council will enrich residents' participation in local decision-making to achieve the community's Redlands 2030 visions and goals.

**CONSULTATION**

Council reviewed and developed the attached 2016-2017 Application of Tax Equivalent Payments Policy during a budget workshop on 26 April 2016 where it was approved in principle.

**OPTIONS**

1. Council resolves to adopt the 2016-2017 Application of Dividends and Tax Equivalent Payments Policy.
2. Council requests additional information or amends the attached policy prior to adoption.

**OFFICER'S RECOMMENDATION/  
COUNCIL RESOLUTION**

**Moved by:** Cr W Boglary

**Seconded by:** Cr P Bishop

**That Council resolves to adopt the 2016-2017 Application of Dividends and Tax Equivalent Payments Policy.**

**CARRIED 11/0**

Crs Boglary, Mitchell, Gollè, Hewlett, Edwards, Talty, Elliott, Huges, Gleeson, Bishop and Williams voted FOR the motion.

---

**11.2 ORGANISATIONAL SERVICES****11.2.1 REPORT OF THE AUDIT COMMITTEE MEETING**

**Objective Reference:** A1568563  
Reports and Attachments (Archives)

**Attachment:** [Audit Committee Minutes – 18 February 2016](#)

**Authorising Officer:**   
Nick Clarke  
General Manager Organisational Services

**Responsible Officer/Author:** Siggy Covill  
Group Manager Internal Audit

---

**PURPOSE**

The purpose of this report is to present the minutes of the Audit Committee meeting on 18 February 2016 to Council for adoption in accordance with Section 211 of the *Local Government Regulation 2012*.

**BACKGROUND**

The primary objective of the Audit Committee is to assist Council in fulfilling its corporate governance role and oversight of financial measurement and reporting responsibilities imposed under the *Local Government Act 2009*, the *Financial Accountability Act 2009* and other relevant legislation.

To fulfil this objective and in order to enhance the ability of Councillors to discharge their legal responsibility, it is necessary that a written report is presented to Council as soon as practicable after a meeting of the Audit Committee about the matters reviewed at the meeting and the committee's recommendations about these matters.

**ISSUES**

Please refer to the attached Minutes of the Audit Committee meeting held on 18 February 2016.

**STRATEGIC IMPLICATIONS****Legislative Requirements**

Requirements from the *Local Government Act 2009*, the *Local Government Regulation 2012* and the *Financial Accountability Act 2009* have been taken into account during the preparation of this report.

**Risk Management**

There are no opportunities or risks for Council resulting from this report.

**Financial**

There are no financial implications impacting Council as a result of this report.

**People**

There are no implications on people as a result of this report.

---

**Environmental**

There are no environmental impacts resulting from this report.

**Social**

There are no social implications as a result of this report.

**Alignment with Council's Policy and Plans**

Relationship to Corporate Plan: 8. Inclusive and ethical governance

Deep engagement, quality leadership at all levels, transparent and accountable democratic processes and a spirit of partnership between the community and Council will enrich residents' participation in local decision-making to achieve the community's Redlands 2030 vision and goals.

8.4 A continuous improvement focus underpins the organisation, creating a supportive environment for ideas and positive, well-managed change that enhances internal and external outcomes.

**CONSULTATION**

The Audit Committee minutes are presented for confirmation as a true and accurate record of proceedings at its next meeting.

**OPTIONS**

1. That Council accepts this report, which summarises the issues discussed at the Audit Committee meeting of 18 February 2016;
2. That Council accepts this report and requests additional information; or
3. That Council not accepts this report and requests an alternative method of reporting.

**OFFICER'S RECOMMENDATION/  
COUNCIL RESOLUTION**

**Moved by: Cr P Gollè**  
**Seconded by: Cr M Edwards**

**That Council resolves to accept this report, which summarises the issues discussed at the Audit Committee Meeting of 18 February 2016.**

**CARRIED 11/0**

Crs Boglary, Mitchell, Gollè, Hewlett, Edwards, Talty, Elliott, Huges, Gleeson, Bishop and Williams voted FOR the motion.





**Redland**  
CITY COUNCIL

# **MINUTES**

## **AUDIT COMMITTEE MEETING**

**Thursday, 18 February 2016**

**Council Chambers  
1st floor Administration Building  
Bloomfield Street Cleveland QLD 4163**

## TABLE OF CONTENTS

ITEM	SUBJECT	PAGE NO
1	DECLARATION OF OPENING .....	4
2	RECORD OF ATTENDANCE AND APOLOGIES.....	4
3	RECEIPT AND CONFIRMATION OF MINUTES.....	4
	3.1 BUSINESS ARISING FROM PREVIOUS MINUTES .....	4
4	UPDATE FROM THE CHIEF EXECUTIVE OFFICER.....	5
	4.1 GENERAL COUNCIL MATTERS .....	5
	4.2 CAPITAL AND OPERATIONAL ADVISORY PANEL .....	5
	4.3 REDLAND INVESTMENT CORPORATION.....	5
5	COUNCIL FINANCIAL REPORTS.....	5
	5.1 END OF MONTH FINANCIAL REPORTS .....	5
	5.2 FIRST BUDGET REVIEW.....	6
	5.3 FINANCIAL STRATEGY .....	6
	5.4 SHELL FINANCIAL STATEMENTS .....	6
	5.5 ASSET VALUATIONS.....	6
6	QUARTERLY COMPLIANCE SURVEYS .....	6
7	INTERNAL AUDIT PLAN .....	6
	7.1 AUDIT PLAN STATUS .....	6
8	INTERNAL AUDIT REPORTS .....	6
	8.1 OFFICE OF THE CEO .....	7
	8.2 ORGANISATIONAL SERVICES .....	7
9	AUDIT RECOMMENDATIONS DUE FOR IMPLEMENTATION .....	7
	9.1 INTERNAL AUDIT RECOMMENDATIONS.....	7
10	UPDATE FROM EXTERNAL AUDITORS.....	7
11	OTHER BUSINESS.....	7
	11.1 FRAUD AND CORRUPTION PREVENTION.....	7
	11.2 CHANGES TO STRATEGIC AND OPERATIONAL RISKS .....	7
	11.3 COMPLAINTS MANAGEMENT .....	8

**11.4 PROCUREMENT UPDATE ..... 8**

**11.5 WORKPLACE HEALTH AND SAFETY ..... 8**

## 1 DECLARATION OF OPENING

The Chairperson declared the meeting open at 9.32am.

## 2 RECORD OF ATTENDANCE AND APOLOGIES

### Membership:

Cr Alan Beard	Chairperson (alternate member)
Mr Virendra Dua	External Member
Mr Peter Dowling	External Member

### Secretary:

Ms Siggie Covill	Group Manager Internal Audit
------------------	------------------------------

### Attendees:

Mr Bill Lyon	Chief Executive Officer
Mr Gary Soutar	General Manager Infrastructure and Operations
Mr Luke Wallace	Acting General Manager Organisational Services
Ms Deborah Corbett-Hall	Acting Chief Financial Officer
Mr Andrew Ross	General Counsel
Ms Meg Warnock	Acting Group Manager Corporate Governance
Ms Leandri Brown	Acting Finance Manager Corporate Finance
Mr Kailesh Naidu	Senior Internal Auditor
Mr Denis Byram	Queensland Audit Office
Mr Martin Power	Bentleys – QAO Audit Representative
Ms Ashley Carle	Bentleys - QAO Audit Representative

### Minutes:

Ms Charmaine Shakespeare PA to General Manager Organisational Services

### Apologies:

Cr Mark Edwards	Chairperson
Cr Karen Williams	Mayor
Mr Nick Clarke	General Manager Organisational Services
Ms Louise Rusan	General Manager Community and Customer Services
Mr Peter Gould	Service Manager Workplace Health, Safety & Wellbeing

## 3 RECEIPT AND CONFIRMATION OF MINUTES

The minutes of the Audit Committee meeting of 15 October 2015 were confirmed as correct.

### 3.1 BUSINESS ARISING FROM PREVIOUS MINUTES

Business arising from the minutes of the 15 October 2015 meeting of this committee was presented.

- 3.1.1 As per Item 3.1 (Business Arising from Previous Minutes) the Committee requested that the Group Manager Corporate Governance continues further investigations regarding options and costs to Council relating to public liability insurance requirements for third party leasing arrangements.

- *Update provided.*

- 3.1.2 As per Item 3.1 (Business Arising from Previous Minutes) the Committee requested that a framework be prepared to manage and monitor compliance and consistency of responses and to show accountability and controls.
- *To be carried forward.*
- 3.1.3 As per Item 10 (Update from External Auditors) the Committee requested that the educational phase of the implementation of the PMO includes advice on reporting to auditors as a requirement, and managing and closing off of projects.
- *To be carried forward.*
- 3.1.4 As per Item 11.4 (Procurement Update) the Committee requested that procurement reporting be continued on a quarterly basis, keeping comparisons with previous years.
- *Refer Item 11.4 for procurement reporting.*

#### **COMMITTEE DECISION**

**That the Audit Committee notes the receipt and confirmation of the prior minutes and updates as presented.**

#### **4 UPDATE FROM THE CHIEF EXECUTIVE OFFICER**

##### **4.1 GENERAL COUNCIL MATTERS**

The Chief Executive Officer reported to the Audit Committee on notable matters.

##### **4.2 CAPITAL AND OPERATIONAL ADVISORY PANEL**

The Chief Executive Officer reported to the Audit Committee on progress of the Capital and Operational Advisory Panel.

##### **4.3 REDLAND INVESTMENT CORPORATION**

The Chief Executive Officer reported to the Audit Committee on progress of the Redland Investment Corporation.

#### **COMMITTEE DECISION**

- 1. That the Audit Committee notes the reports as presented;**
- 2. That the Audit Committee be notified of any strategic changes to the Draft City Plan;**
- 3. That reporting on projects be split between capital and operational projects; and**
- 4. That the Audit Committee be briefed on the arrangements and structure of the Redland Investment Corporate Pty Ltd and its subsidiaries when finalised.**

#### **5 COUNCIL FINANCIAL REPORTS**

##### **5.1 END OF MONTH FINANCIAL REPORTS**

Council's end of month reports for September, October, November and December 2015 were presented to the Audit Committee.

## **5.2 FIRST BUDGET REVIEW**

The first budget review for the year ending 30 June 2016 was presented to the Audit Committee for information.

## **5.3 FINANCIAL STRATEGY**

The Acting Chief Financial Officer presented an update to the Audit Committee on the approved Financial Strategy 2016-2026.

## **5.4 SHELL FINANCIAL STATEMENTS**

The shell financial statements for the year ending 30 June 2016 will be presented to the Audit Committee for information out of session.

## **5.5 ASSET VALUATIONS**

The Acting Chief Financial Officer presented an update to the Audit Committee on asset valuations planned.

### **COMMITTEE DECISION**

- 1. That the Audit Committee notes the financial reports and updates as presented; and**
- 2. That the Acting Chief Financial Officer distributes the shell financial statements for the year ending 30 June 2016 to the Committee out of session prior to the next Audit Committee meeting.**

## **6 QUARTERLY COMPLIANCE SURVEYS**

The quarterly compliance surveys for the September and December 2015 quarters were presented to the Audit Committee.

### **COMMITTEE DECISION**

**That the Audit Committee notes the quarterly compliance surveys as presented.**

## **7 INTERNAL AUDIT PLAN**

### **7.1 AUDIT PLAN STATUS**

The Group Manager Internal Audit presented the status of the Audit Plan 2015-2016 to the Committee for noting.

### **COMMITTEE DECISION**

**That the Audit Committee notes the Status of the Audit Plan as presented.**

## **8 INTERNAL AUDIT REPORTS**

The following reports were presented for Audit Committee consideration:

**8.1 OFFICE OF THE CEO**

- Credit Card Management
- General Ledger
- Complaints Management

**8.2 ORGANISATIONAL SERVICES**

- Data Centres

**COMMITTEE DECISION**

1. That the Audit Committee notes the reports as presented; and
2. That options and processes for adding funds to Go Cards be investigated.

**9 AUDIT RECOMMENDATIONS DUE FOR IMPLEMENTATION****9.1 INTERNAL AUDIT RECOMMENDATIONS**

The Group Manager Internal Audit presented a progress report on audit recommendations due for implementation to the Committee. The Executive Leadership Team commented on overdue open recommendations.

**COMMITTEE DECISION**

**That the Audit Committee notes the reports and updates as presented.**

**10 UPDATE FROM EXTERNAL AUDITORS**

Bentleys presented their Final Management Letter for the Year Ended 30 June 2015 and the 2016 External Audit Plan to the Committee.

**COMMITTEE DECISION**

**That the Audit Committee notes the documents as presented.**

**11 OTHER BUSINESS****11.1 FRAUD AND CORRUPTION PREVENTION**

The Group Manager Internal Audit presented an update on the implementation of the Fraud and Corruption Prevention Framework to the Committee.

**COMMITTEE DECISION**

**That the Audit Committee notes the update as presented.**

**11.2 CHANGES TO STRATEGIC AND OPERATIONAL RISKS**

The Acting General Manager Organisational Services updated the Committee on changes to the strategic and operational risks during the quarter.

**COMMITTEE DECISION**

**That the Audit Committee notes the update as presented.**

**11.3 COMPLAINTS MANAGEMENT**

The General Counsel presented an update on administrative action complaints for the quarter to the Committee.

**COMMITTEE DECISION**

**That the Audit Committee notes the update as presented.**

**11.4 PROCUREMENT UPDATE**

The General Counsel provided an update on Council's procurement to the Committee.

**COMMITTEE DECISION**

**That the Audit Committee notes the update as presented.**

**11.5 WORKPLACE HEALTH AND SAFETY**

An update on Workplace Health and Safety was presented to the Committee.

**COMMITTEE DECISION**


**That the Audit Committee notes the update as presented.**



---

## 11.2.2 APPOINTMENTS/NOMINATIONS OF COUNCILLORS TO TASK FORCES/EXTERNAL ORGANISATIONS/OTHER INTERNAL COMMITTEES

**Objective Reference:** A1734491  
Reports and Attachments (Archives)

**Authorising Officer:**   
Nick Clarke  
General Manager Organisational Services

**Responsible Officer:** Luke Wallace  
Group Manager Corporate Governance

**Report Author:** Joanne Costin  
Team Leader Governance Services

---

### PURPOSE

The purpose of this report is to seek decisions to appoint (or nominate as appropriate) Councillors as representatives of Redland City Council to various task forces, external organisations and the Audit Committee of Council.

### BACKGROUND

In addition to the statutory duties associated with Council's General Meetings, there are also a number of regional forums, taskforces, boards and external committees, where Council is required to be represented, or where it is in Council's best interest to be represented by elected representatives.

A Councillor's role as the representative of Redland City Council includes promoting Redland's policies, strategies and objectives and ensuring that Council's interests are represented in regional policy development.

To assist Councillors and ensure effective capture and communication of information, these positions are often supported by nominated officers.

### ISSUES

Councillors have been provided information about each of the following task forces/external organisations and committees, to assist them with their nominations.

1. Regional Mosquito Management Group
2. Council or Mayors (SEQ) – Resilient Rivers Taskforce
3. Council of Mayors (SEQ) – Rural Communities Special Interest Group
4. Local Disaster Management Group
5. Donald Simpson Over 50's Leisure Centre Board of Management
6. North Stradbroke Island Historical Museum Inc
7. Redland Museum Advisory Committee
8. Age friendly Redlands Committee
9. Redlands Bicycle Advisory Committee
10. Redlands Policy Citizens' Youth Club Management Committee
11. Regional Arts Development Fund Committee
12. Internal Audit Committee

It is recommended that suitably experienced Councillors with particular interests and experience in relevant areas, be appointed (or nominated as appropriate) as representatives of Redland City Council to these task forces, external organisations and the Audit Committee of Council, as attached.

## **STRATEGIC IMPLICATIONS**

### **Legislative Requirements**

Section 210(b)(i) of *Local Government Regulation 2012* prescribes the audit committee of a local government must include 1, but no more than 2, councillors appointed by the local government.

### **Risk Management**

Some of these appointments stem from statutory requirements so there is a non-compliance risk to Council in those cases. In all cases however it is important that Council is represented by elected Councillors on these bodies to ensure appropriate levels of input into local and regional policy making in accordance with Council's strategic objectives.

### **Financial**

There are no specific financial implications impacting Council as a result of this report.

### **People**

There are no implications impacting people as a result of this report.

### **Environmental**

There are no specific environmental implications as a result of this report though some of the appointments are to bodies or task forces that make decisions and/or recommendations about vital environmental issues.

### **Social**

There are no specific social implications as a result of this report though some of the appointments are to bodies or task forces that make decisions and/or recommendations about vital social issues.

### **Alignment with Council's Policy and Plans**

Relationship to Corporate Plan: 8. Inclusive and ethical governance.

Deep engagement, quality leadership at all levels, transparent and accountable democratic processes and a spirit of partnership between the community and Council will enrich residents' participation in local decision making to achieve the community's Redlands 2030 vision and goals.

8.5 Council uses meaningful tools to engage with the community on diverse issues so the community is well informed and can contribute to decision making.

## **CONSULTATION**

Consultation has been undertaken with the Mayor and Councillors to determine suitable appointments/nominations.

**OPTIONS**

1. That Councillors be appointed (or nominated as appropriate) as representatives of Redland City Council to the task forces, external organisations and the Audit Committee of Council, as attached.
2. That Councillors not be appointed (or nominated as appropriate) as representatives of Redland City Council to the task forces, external organisations and the Audit Committee of Council.

**OFFICER'S RECOMMENDATION**

That Council resolves to appoint (or nominate as appropriate), representatives of Redland City Council to the task forces, external organisations and the Audit Committee of Council.

**COUNCIL RESOLUTION**

Moved by: Cr P Gollè  
 Seconded by: Cr M Edwards

**That Council resolves to appoint representatives of Redland City Council as follows:**

Organisation	Appointment/ Nomination
1. Regional Mosquito Management	Cr Paul Gollè
2. Council of Mayors (SEQ) – Resilient Rivers Taskforce	Mayor Karen Williams (subject to CoMSEQ Appointment)
3. Council of Mayors (SEQ) – Rural Communities Special Interest Group	Cr Julie Talty (subject to CoMSEQ Appointment)
4. Local Disaster Management Group	<b>Mayor (Chair) – statutory appointment</b> Deputy Chair - Cr Wendy Boglary
5. Donald Simpson Over 50's Leisure Centre Board of Management	Cr Peter Mitchell
6. North Stradbroke Island Historical Museum Inc	Cr Peter Mitchell
7. Redland Museum Advisory Committee	Cr Paul Gollè
8. Age-friendly Redlands Committee (ARC)	<b>Mayor (Chair)</b> Cr Tracey Huges Cr Paul Bishop
9. Redlands Bicycle Advisory Committee	Cr Peter Mitchell
10. Redlands Police Citizens' Youth Club Management Committee	Cr Paul Gleeson
11. Regional Arts Development Fund Committee (RADF)	Cr Paul Bishop (Chair) Cr Lance Hewlett
12. Internal Audit Committee	Cr Paul Gleeson (Chair) Mayor Karen Williams

**CARRIED 11/0**


Crs Boglary, Mitchell, Gollè, Hewlett, Edwards, Talty, Elliott, Huges, Gleeson, Bishop and Williams voted FOR the motion.

---

**11.3 COMMUNITY & CUSTOMER SERVICES****11.3.1 DECISIONS MADE UNDER DELEGATED AUTHORITY FOR CATEGORY 1,2 &3 DEVELOPMENTS**

**Objective Reference:** A1749779  
Reports and Attachments (Archives)

**Attachment:** [Decisions Made Under Delegated Authority 10.04.2016 to 26.04.2016](#)

**Authorising Officer:**   
Louise Rusan  
General Manager Community & Customer Services

**Responsible Officer:** David Jeanes  
Group Manager City Planning & Assessment

**Report Author:** Natalie Manning  
Senior Business Support Officer

---

**PURPOSE**

The purpose of this report is for Council to note that the decisions listed below were made under delegated authority for Category 1, 2 and 3 development applications.

This information is provided for public interest.

**BACKGROUND**

At the General Meeting of 27 July, 2011, Council resolved that development assessments be classified into the following four Categories:

Category 1 – Minor Complying Code Assessments and Compliance Assessments and associated administrative matters, including correspondence associated with the routine management of all development applications;

Category 2 – Complying Code Assessments and Compliance Assessments and Minor Impact Assessments;

Category 3 – Moderately Complex Code & Impact Assessments; and

Category 4 – Major and Significant Assessments

The applications detailed in this report have been assessed under:-

- Category 1 criteria - defined as complying code and compliance assessable applications, including building works assessable against the planning scheme, and other applications of a minor nature, including all accelerated applications.
  - Category 2 criteria - defined as complying code assessable and compliance assessable applications, including operational works, and Impact Assessable applications without submissions of objection. Also includes a number of process related delegations, including issuing planning certificates, approval of works on and off maintenance and the release of bonds, and all other delegations not otherwise listed.
-

- Category 3 criteria that are defined as applications of a moderately complex nature, generally mainstream impact assessable applications and code assessable applications of a higher level of complexity. Impact applications may involve submissions objecting to the proposal readily addressable by reasonable and relevant conditions. Both may have minor level aspects outside a stated policy position that are subject to discretionary provisions of the Planning Scheme. Applications seeking approval of a plan of survey are included in this category. Applications can be referred to General Meeting for a decision.

**OFFICER'S RECOMMENDATION/  
COUNCIL RESOLUTION**

**Moved by:** Cr L Hewlett  
**Seconded by:** Cr M Edwards

**That Council resolves to note this report.**

**CARRIED 11/0**

Crs Boglary, Mitchell, Gollè, Hewlett, Edwards, Talty, Elliott, Huges, Gleeson, Bishop and Williams voted FOR the motion.

**Decisions Made Under Delegated Authority 10.04.2016 to 16.04.2016**

<b>Application</b>	<b>Description</b>	<b>Category</b>	<b>Applicant</b>	<b>Property Address</b>	<b>Application Type</b>	<b>Decision Date</b>	<b>Decision</b>	<b>Division</b>
<b>Category 1</b>								
BWP003490	Design & Siting - Dwelling House	Category1	Applied Building Approvals	8 Gloucester Street, Ormiston QLD 4160	ConRef	14/04/2016	Approved	1
BWP003503	Building over relevant infrastructure - Dwelling	Category1	The Certifier Pty Ltd	9-11 Bayview Street, Wellington Point QLD 4160	ConRef2	13/04/2016	Approved	1
BWP003460	Design and Siting	Category1	Margaret A Lambert Martin L Lambert Town Planning Alliance	26 Yarrong Road, Point Lookout QLD 4183	ConRef	12/04/2016	Approved	2
BWP003360	Design & Siting - Dwelling House x 50	Category1	Wolter Consulting Group	330 Redland Bay Road, Thornlands QLD 4164	Permissible Change	14/04/2016	Development Permit	3
BWP003488	Design & Siting - Carport	Category1	The Certifier Pty Ltd	8 Langdon Street, Cleveland QLD 4163	ConRef	14/04/2016	Approved	3
BWP003482	Design and Siting - Relaxation	Category1	Reliable Certification Services	1 Beach Court, Victoria Point QLD 4165	ConRef	11/04/2016	Approved	4
BWP003483	Design and Siting - Carport	Category1	DBR Certification	8 Parklands Court, Victoria Point QLD 4165	ConRef	11/04/2016	Approved	4
BWP003480	Design and Siting	Category1	Bartley Burns Certifiers & Planners	1 Junee Street, Redland Bay QLD 4165	ConRef	11/04/2016	Approved	5

**Decisions Made Under Delegated Authority 10.04.2016 to 16.04.2016**

BWP003486	Design & Siting - Proposed Carport	Category1	Pronto Building Approvals	13 Penzance Drive, Redland Bay QLD 4165	ConRef	13/04/2016	Approved	5
BWP003487	Design & Siting - Carport	Category1	DBR Certification	21A Stradbroke Street, Redland Bay QLD 4165	ConRef	13/04/2016	Approved	5
MCU013726	New Construction of Dwelling - Overlay Assessment	Category1	Henley Properties (Qld) Pty Ltd	11 Joshua Place, Redland Bay QLD 4165	Code Assessment	11/04/2016	Development Permit	6
MCU013590	Dual Occupancy	Category1	Andrew John Drysdale	13 Hampshire Crescent, Alexandra Hills QLD 4161	Permissible Change	13/04/2016	Development Permit	7
ROL006020	Standard Format: 1 into 2 Lots	Category1	East Coast Surveys Pty Ltd	2 Sussex Street, Alexandra Hills QLD 4161	Code Assessment	13/04/2016	Development Permit	7
BWP003439	Build over or near relevant infrastructure- Dwelling House	Category1	Australasian Homes	3 Leyton Street, Birkdale QLD 4159	ConRef2	13/04/2016	Approved	8
BWP003489	Design & Siting - Carport	Category1	The Certifier Pty Ltd	15 Sylvania Street, Wellington Point QLD 4160	ConRef	13/04/2016	Approved	8
ROL006024	Access Easement	Category1	Bennett & Bennett Consulting Surveyors John F De Martini Lientage Investments Pty Ltd	75 Redland Bay Road, Capalaba QLD 4157	Code Assessment	13/04/2016	Development Permit	9
BWP003476	Design and Siting - Set back	Category1	Fluid Approvals	11 Mitchell Street, Capalaba QLD 4157	ConRef	13/04/2016	Approved	9

**Decisions Made Under Delegated Authority 10.04.2016 to 16.04.2016**

BWP003464	Combined Domestic Additions - Patio and Private Swimming Pool	Category1	Lucli Pty Ltd As Trustee	15 Boom Court, Birkdale QLD 4159	Code Assessment	14/04/2016	Development Permit	10
BWP003507	Build over or near relevant infrastructure - Swimming Pool	Category1	Newport Consulting Engineers	2 Raymond Street, Birkdale QLD 4159	ConRef2	13/04/2016	Approved	10
<b>Category 2</b>								
OPW001991	Operational Works - ROL 2 into 12	Category2	Australasian Homes	48-54 Queen Street, Redland Bay QLD 4165	Code Assessment	12/04/2016	Development Permit	5



**Decisions Made Under Delegated Authority 17.04.2016 to 23.04.2016**

Application	Description	Category		Property Address	Application Type	Decision Date	Decision	Division
<b>Category 1</b>								
BWP003499	Design & Siting - Renovations & Additions	Category1	Building Approvals & Advice	25 Goodall Street, Wellington Point QLD 4160	ConRef	21/04/2016	Approved	1
BWP003495	Design and Siting - Dwelling	Category1	Clarendon Homes Qld Pty Ltd Professional Certification Group Anthony William Carson Veale Kerry Ann Warrilow	19 Vassi Concord, Cleveland QLD 4163	ConRef	20/04/2016	Approved	2
BWP003519	Design and Siting - Dwelling	Category1	Professional Planning Group	4 Boreen Street, Point Lookout QLD 4183	ConRef	22/04/2016	Approved	2
BWP003494	Design & Siting - Extension to Existing Dwelling	Category1	Bartley Burns Certifiers & Planners	11 Venn Parade, Thornlands QLD 4164	ConRef	19/04/2016	Approved	3
BWP003500	Design & Siting - Carport	Category1	Applied Building Approvals	22 Stradbroke Street, Redland Bay QLD 4165	ConRef	20/04/2016	Approved	5
MCU013668	Combined Removal Dwelling & Domestic Outbuilding	Category1	Building Code Approval Group Pty Ltd	816-842 German Church Road, Redland Bay QLD 4165	Code Assessment	19/04/2016	Development Permit	6
BWP003468	Domestic Outbuilding	Category1	All Approvals Pty Ltd	55-59 Henderson Road, Sheldon QLD 4157	Code Assessment	18/04/2016	Development Permit	6
BWP003491	Build over sewer	Category1	Kurrajong Steel Homes Pty Ltd	43 Sarsenet Circuit, Mount Cotton QLD 4165	ConRef2	18/04/2016	Approved	6
BWP003492	Design and Siting - Dwelling	Category1	Henley Properties Qld Pty Ltd	5 Capella Drive, Redland Bay QLD 4165	ConRef	20/04/2016	Approved	6

Application	Description	Category		Property Address	Application Type	Decision Date	Decision	Division
BWP003493	Design & Siting - Dwelling House	Category1	Building Code Approval Group Pty Ltd	26 Kubler Crescent, Redland Bay QLD 4165	ConRef	19/04/2016	Approved	6
BWP003496	Design and Siting - Setback	Category1	GMA Certification Group Pty Ltd	95A Balthazar Circuit, Mount Cotton QLD 4165	ConRef	18/04/2016	Approved	6
BWP003497	Design and Siting - Dwelling	Category1	Henley Properties Qld Pty Ltd	75 Sarsenet Circuit, Mount Cotton QLD 4165	ConRef	20/04/2016	Approved	6
BWP003498	Design & Siting - Dwelling	Category1	Henley Properties (Qld) Pty Ltd	11 Joshua Place, Redland Bay QLD 4165	ConRef	18/04/2016	Approved	6
BWP003526	Design and Siting - Dwelling	Category1	Henley Properties Qld Pty Ltd	20 Vanstone Way, Redland Bay QLD 4165	ConRef	22/04/2016	Approved	6
MCU013733	Dwelling House - Overlay Assessment	Category1	Henley Properties Qld Pty Ltd	20 Vanstone Way, Redland Bay QLD 4165	Code Assessment	22/04/2016	Development Permit	6
ROL006026	1 into 2 Standard Format	Category1	Building Code Approval Group Pty Ltd David J Prentice Rhonda Prentice	24 Rossinton Street, Birkdale QLD 4159	Compliance Assessment	21/04/2016	CompPermit	8
BWP003504	Design & Siting - Carport	Category1	Natalie Joy Flood	19 Rossinton Street, Birkdale QLD 4159	ConRef	21/04/2016	Approved	8
BWP003506	Design and Siting - Pool House	Category1	Suncoast Enclosures	54 Downey Street, Ormiston QLD 4160	ConRef	21/04/2016	Approved	8
OPW001999	Advertising Device - Change to Existing Sign	Category1	Freedom Fuels Australia Pty Ltd (Head Office)	202-212 Old Cleveland Road, Capalaba QLD 4157	Code Assessment	18/04/2016	Development Permit	9
<b>Category 2</b>								
MCU013606	Multiple Dwelling (5 Units)	Category2	Michell Town Planning & Development	65 Wellesley Street, Wellington Point QLD 4160	Code Assessment	21/04/2016	Development Permit	1

Application	Description	Category		Property Address	Application Type	Decision Date	Decision	Division
MCU013646	Apartment Building	Category2	Pacific Approvals Pty Ltd	22 Waterloo Street, Cleveland QLD 4163	Code Assessment	20/04/2016	Development Permit	2
OPW002009	Operational Works - MCU - Multiple Dwellings x 7	Category2	HCE Engineers	113-117 Broadwater Terrace, Redland Bay QLD 4165	Compliance Assessment3	20/04/2016	Compliance Certificate	5
OPW001892	Operational Works - Dam	Category2	Shamala Balnaves Bruce Eric Heile	308-312 Woodlands Drive, Thornlands QLD 4164	Code Assessment	22/04/2016	Development Permit	6
OPW002003	Operational Works - MCU - Multiple Dwellings x 13	Category2	HCE Engineers	39-41 Surman Street East, Birkdale QLD 4159	Compliance Assessment3	20/04/2016	Compliance Certificate	8

**11.3.2 APPEALS LIST CURRENT AS AT 22 APRIL 2016**

**Objective Reference:** A1749892  
Reports and Attachments (Archives)

**Authorising Officer:**



**Louise Rusan**  
General Manager Community & Customer  
Service

**Responsible Officer:**

**David Jeanes**  
Group Manager City Planning & Assessment

**Report Author:**

**Kim Peeti**  
Service Manager Planning Assessment

---

**PURPOSE**

The purpose of this report is for Council to note the current appeals.

**BACKGROUND**

Information on appeals may be found as follows:

**1. Planning and Environment Court**

- a) Information on current appeals and declarations with the Planning and Environment Court involving Redland City Council can be found at the District Court web site using the "Search civil files (eCourts) Party Search" service: <http://www.courts.qld.gov.au/esearching/party.asp>
- b) Judgements of the Planning and Environment Court can be viewed via the Supreme Court of Queensland Library web site under the Planning and Environment Court link: <http://www.sclqld.org.au/qjudgment/>

**2. Department of Infrastructure, Local Government and Planning (DILGP)**

The DILGP provides a Database of Appeals (<http://www.dlg.qld.gov.au/resources/tools/planning-and-environment-court-appeals-database.html>) that may be searched for past appeals and declarations heard by the Planning and Environment Court.

The database contains:

- A consolidated list of all appeals and declarations lodged in the Planning and Environment Courts across Queensland of which the Chief Executive has been notified.
  - Information about the appeal or declaration, including the appeal number, name and year, the site address and local government.
-

**ISSUES**

<b>1.</b>	<b>File Number:</b>	Appeal 2675 of 2009. (MC010624)
<b>Applicant:</b>		<b>L M Wigan</b>
<b>Application Details:</b>		Material Change of Use for residential development (Res A & Res B) and preliminary approval for operational works. 84-122 Taylor Road, Thornlands.
<b>Appeal Details:</b>		Applicant appeal against refusal.
<b>Current Status:</b>		A minor change to the application was allowed by the Court on 4 November 2015. Mediation booked for 26 April 2016. The matter is listed for a hearing in May 2016.

<b>2.</b>	<b>File Number:</b>	Appeals 178, 179, 180 & 181 of 2015 (ROL005722 – ROL005725 inclusive)
<b>Applicant:</b>		<b>Villa World Development Pty Ltd</b>
<b>Application Details:</b>		Reconfiguring a Lot - 1 into 37 lots (Stage 4), 1 into 32 lots (Stage 5), 1 into 32 lots (Stage 6) and 1 into 33 lots (Stage 7).
<b>Appeal Details:</b>		Applicant appeals against refusal of request for Negotiated Infrastructure Charges Notices.
<b>Current Status:</b>		Court review set down for 5 May 2016.

<b>3.</b>	<b>File Number:</b>	Appeal 3441 of 2015 (MCU013378)
<b>Applicant:</b>		<b>Urban Potentials Pty Ltd</b>
<b>Application Details:</b>		Material Change of Use for a Service Station 4 – 6 Government Rd, Redland Bay
<b>Appeal Details:</b>		Applicant appeal against refusal.
<b>Current Status:</b>		Appeal filed in Court on 2 September 2015. Mediation held on 12 April 2016. Review set down for 19 April 2016. Appeal dismissed by consent with each party bearing its own costs.

<b>4.</b>	<b>File Number:</b>	Appeal 3474 of 2015 (ROL005815)
<b>Applicant:</b>		<b>Palacio Property Group Pty Ltd</b>
<b>Application Details:</b>		Reconfiguring a Lot (1 into 5 Lots) 188 – 200 Waterloo Street, Cleveland
<b>Appeal Details:</b>		Applicant appeal against refusal of conversion application.
<b>Current Status:</b>		Appeal filed in Court on 4 September 2015. Appeal to be discontinued or new court orders obtained. Next review date is in June 2016.

<b>5.</b>	<b>File Number:</b>	Appeal 3641 of 2015 (MCU012812)
<b>Applicant:</b>		<b>King of Gifts Pty Ltd and HTC Consulting Pty Ltd</b>
<b>Application Details:</b>		Material Change of Use for Combined Service Station (including car wash) and Drive Through Restaurant 604-612 Redland Bay, Road, Alexandra Hills
<b>Appeal Details:</b>		Applicant appeal against refusal.
<b>Current Status:</b>		Appeal filed in Court on 16 September 2015. WOP held December 2015. Direction orders obtained 18 February 2016. Mediation held on 9 March 2016 with matter listed for review 27 April 2016.

<b>6.</b>	<b>File Number:</b>	Appeal 3988 of 2015 (MCU013389)
<b>Applicant:</b>		<b>Yajoc Pty Ltd</b>
<b>Application Details:</b>		Material Change of Use for 12 Multiple Dwelling Units 48 - 50 Little Shore St Cleveland
<b>Appeal Details:</b>		Applicant appeal against conditions.
<b>Current Status:</b>		Appeal filed in Court on 13 October 2015. Preliminary hearing on the early build issue deferred while parties discuss other options. Mediation held 7 April 2016. Parties have agreed. Review set down for 29 April 2016.

<b>7.</b>	<b>File Number:</b>	Appeal 4541 of 2015 (ROL005873)
<b>Applicant:</b>		<b>Loncor Properties Pty Ltd</b>
<b>Application Details:</b>		Reconfiguring a Lot (1 into 43 lots) 35-41 Wrightson Road, Thornlands
<b>Appeal Details:</b>		Applicant appeal against refusal.
<b>Current Status:</b>		Appeal filed in Court on 20 November 2015. Orders to progress to August hearing.

<b>8.</b>	<b>File Number:</b>	Appeals 4940 of 2015, 2 of 2016 and 44 of 2016 (MCU013296)
<b>Applicant:</b>		<b>Lipoma Pty Ltd, Lanrex Pty Ltd and Victoria Point Lakeside Pty Ltd</b>
<b>Application Details:</b>		Preliminary Approval for Material Change of Use for Mixed Use Development and Development Permit for Reconfiguring a Lot (1 into 2 lots) 128-144 Boundary Road, Thornlands
<b>Appeal Details:</b>		Submitter appeals against approval.
<b>Current Status:</b>		Appeals filed in Court on 18 December 2015, 4 January 2016 and 6 January 2016. Directions orders obtained 19 February 2016. Trial will be held in August 2016.

## **OFFICER'S RECOMMENDATION/ COUNCIL RESOLUTION**

**Moved by:** Cr L Hewlett  
**Seconded by:** Cr W Boglary

**That Council resolves to note this report.**


**CARRIED 11/0**

Crs Boglary, Mitchell, Gollè, Hewlett, Edwards, Talty, Elliott, Huges, Gleeson, Bishop and Williams voted FOR the motion.

---

**11.4 INFRASTRUCTURE & OPERATIONS****11.4.1 FREEDOM OF ENTRY**

**Objective Reference:** A1735717  
Reports and Attachments (Archives)

**Authorising/Responsible Officer:**   
Gary Soutar  
General Manager Infrastructure and  
Operations

**Report Author:** Tracey Walker  
Acting Group Manager City Spaces

---

**PURPOSE**

For Council to resolve to offer freedom of entry to the city to the 25/49 Royal Queensland Regiment in November 2017 at Cleveland.

**BACKGROUND**

The 25/49 Royal Queensland Regiment is an Army Reserve Unit located in Logan. There are no army units located in the Redlands.

Many members of the 25/49 Royal Queensland Regiment, who would be offered freedom of entry in 2017, reside in the Redlands.

**Other freedoms of entry granted by Redland City Council (RCC)**

On Saturday 12 April 2014, Redland City granted freedom of entry to the 95 Expeditionary Combat Support Wing of the Royal Australian Air Force. This wing is based in Ipswich and maintains links with Redland City.

Several years ago Redland City also granted freedom of entry to one navy and one air force cadet unit based in the Redlands. It is understood these were low key events.

**Redland City's connection to the Australian Defence Forces**

Redland City has had a proud connection with the war effort during the Second World War across all Australian Defence Forces. This includes the following:

- **Redland Bay**

The Redland Bay Hotel was commandeered for officer quarters during WWII.

In 1943, the US Army Signal Corps established a radio transmitter site at the Redland Bay Golf Course. They also established a second radio receiving site at Capalaba.

The Australian Women's Land Army established camps at Redland Bay, Birkdale and Victoria Point. The women worked at many local farms from Wellington Point to Cleveland.

During the Second World War, Redland Bay was used by the Royal Australian Air Force No. 40 Squadron, which operated Short S.25 Sunderland III aircraft (flying boats) between Australia and New Guinea.

---

- **Ormiston/Cleveland/Thornlands**

On 13 February 1942 there was the tragic loss of two RAAF Wirraways, A20-100 & A20-290 and their crews, both of 23 Squadron RAAF, which collided while practising air fighting tactics.

With the support of Council, our Cleveland Cemetery hosts a memorial to the four brave airmen who tragically died in this accident.

- **North Stradbroke Island (NSI)**

The Australian Hospital Ship Centaur was torpedoed off NSI on 14 May 1943, with 268 lives lost and 64 survivors.

Between 29 August 1943 and 15 April 1946, the No. 49 RAAF Radar was based at Point Lookout on NSI. A US Army early warning radar unit was also based at Point Lookout.

- **Coochiemudlo Island**

In 1939 the 42nd and 43rd Water Transport Divisions of the Operating Company of the Royal Australian Engineers were stationed on Coochiemudlo Island for training to move personnel around New Guinea. Their camp was where the 9th hole of the Coochie Golf Club is now.

- **Wellington Point**

The United States Navy established a gunnery school at Wellington Point which operated from 1943 to 1944. A merchant marine anti-aircraft training centre was also established in the area.

Redland City is also the home of many returned and currently serving servicemen and women. There is also increasing membership in the Redlands' Australian Defence Force cadet units.

### **History of granting freedom of entry to a city**

During the eleventh and twelfth centuries, the walled cities of Europe trained soldiers for defensive measures and protection of the city against bands of marauding, undisciplined armed men, many returning from the Crusades. Freedom to enter the city was granted only to friendly armies and was rigorously controlled by city leaders as a measure of precaution, rather than an act of grace. Granting of freedom of entry to a city provided benefits to both parties. Those in the armies gained access to shelter (particularly important in winter), food and supplies, while improving the city's defences and increasing the city's available workforce.

In modern times, the granting of freedom of entry bestows no legal right or privilege on the recipient body as honoured, but it is accepted that the conferring is the most honourable distinction that a city may bestow on a contingent of the Australian Defence Forces.

A military or civilian unit accorded this privilege is granted the right of entry to the city "with bayonets fixed, colours flying and drums beating". This award is restricted to Australian military and civilian units which have, through their command, a significant attachment to the city. It is conferred in recognition of their achievement while on active service or overseas duty or as a mark of respect and gratitude for their efforts in the defence of Australia. Freedom of entry to a city is celebrated with a ceremonial parade of the unit through the city streets and the presentation of a scroll.



As such, the origins of granting of freedom of entry to a city and the colourful ceremony attached to the granting of entry by a city have a much deeper historical significance than the modern ceremony may imply.

## **ISSUES**

### **Benefits of granting freedom of entry**

- Granting freedom of entry to the city to the 25/49 Royal Queensland Regiment not only recognises the regiment, it also provides a number of benefits to the Redlands. By formally offering freedom of entry to the city to the 25/49 Royal Queensland Regiment will further strengthen Redland City's connection and bond with the Australian Defence Force, in particular the army in Queensland. Where such an honour has been granted in other cities, there is a greater participation of military personnel at war memorial services, which, in turn, is appreciated and recognised through increased community involvement. This connection also extends into particularly practical areas. It is reported that the first armed forces present on the ground after the 2010 South East Queensland floods as part of the recovery phase, were the units which had been given freedom of entry to those cities. There is also greater partnership between the units granted freedom of entry and the city's cadet units who also receive flow-on benefits.
- The RSL has accepted an offer by the 25/49 Royal Queensland Regiment for continued support for ANZAC Day, Remembrance Day and Vietnam Veterans Day.
- An offer of support to the local Army Cadet units has been given by the Regiment.
- Granting Freedom of Entry to the 25/49 Regiment in November 2017 would play a particularly important part in Redland's recognition and participation in the 11 November 2017 Armistice Day commemorations.
- With the large ex-service associations and the introduction of the new generation of military members, granting freedom of entry would provide a strong link to both the permanent and reserve militaries that provided protection during armed conflict.

### **Benefits to Redlands of freedom of entry to Air Force 95 Wing in 2014**

The gain to the community includes:

- A renewed connection between the Redlands and the military which was developed during World War II
- Continued support to all ceremonies held in the Redlands, including North Stradbroke Island
- The addition of the Air Force Super Hornet aircraft flyover on ANZAC Day
- 95 Wing members attending various functions held during the year at the RSL
- Warrant Officer Phil Barnes providing assistance to the RSL and the various Cadet Units for ceremonial activities

### **Freedom of entry ceremony**

The granting of entry ceremony is based upon strong traditions. In summary the Regiment assembles at a particular point and then proceeds to march into the city. The Regiment is first challenged by the Police Officer-in-Charge.

---

They are inspected by the Mayor before being presented with a ceremonial parchment. The Regiment then marches to a designated point, before being discharged.

This ceremony would involve military personnel plus representation from the Redlands' Australian Defence Force cadet units. The Redlands' community would be encouraged to join the celebration and recognise the Regiment by lining the parade route. To date a parade route has not been decided.

## **STRATEGIC IMPLICATIONS**

### **Legislative Requirements**

There are no legislative requirements associated with this report.

### **Risk Management**

Overall there are minimal risk management issues associated with this report.

### **Financial**

It is estimated that granting freedom of entry to the 25/49 Royal Queensland Regiment would require a funding commitment of approximately \$45,000 to cover traffic management including street closure, temporary fencing, police hire, security around arms presence, portable toilets, ceremonial items, advertising and marketing, contribution to an event at Redlands RSL, SES payment, first aid, bin hire, contractor and RCC staff overtime on weekend for Workplace Health & Safety (WH&S), traffic management, set up and removal of temporary fencing, managing car-parking, event co-ordination on the day and overseeing clean-up.

In addition, there will be staffing costs across Communication, Engagement & Tourism, City Sport & Venues, Workplace Health and Safety and Infrastructure and Operations to manage the event and stakeholders. This includes developing plans for risk management, noise management and emergency management, defence vehicle access, site maps, public liability, event management for parade and Redlands RSL, seeking and managing partners, developing signage and collateral, communication and liaison with the 25/49 Royal Queensland Regiment, the Australian Army, businesses and emergency services organisations, and internal coordination of council officers across a range of departments.

It is estimated this would require one full-time employee for 3 months at a cost of approximately \$30,000.

The City Spaces Group has allocated a budget of \$100,000 in the 2016/2017 financial year. Because the date of the proposed event has now been changed from November 2016 to November 2017 at the request of the regiment, this funding will no longer be required.

A budget allocation of \$75,000 will be requested for the 2017/2018 financial year to cover this event should it be supported.

### **People**

The Communication, Engagement & Tourism Group and the City Spaces Group will work together to run this event in conjunction with various representatives from the Australian Defence Force.

### **Environmental**

There are no environmental implications associated with this report.

---

## Social

Granting freedom of entry to the regiment in November 2017 would play a particularly important part in Redlands' recognition and participation in Armistice Day Celebrations.

One of the aims of the event would be to make the ceremony and parade as inclusive as possible to all members of the community. This will be an important part of the planning and organising for the day.

## Alignment with Council's Policy and Plans

Again, this would play a particularly important part in Redland's celebration of Armistice Day.

## CONSULTATION

Consultation has occurred with representatives from the Australian Defence Forces, Queensland Police, Cleveland Returned & Services League and Communication, Engagement & Tourism.

## OPTIONS

1. That Council resolves to offer freedom of entry to the 25/49 Royal Queensland Regiment.
2. That Council resolves not to offer freedom of entry to the 25/49 Royal Queensland Regiment

## OFFICER'S RECOMMENDATION

That Council resolves to offer freedom of entry to Redland City to the 25/49 Royal Queensland Regiment.

## COUNCIL RESOLUTION

**Moved by:** Cr J Talty  
**Seconded by:** Cr P Gollè

That Council resolves to offer freedom of entry to Redland City to the 25/49 Royal Queensland Regiment.

## AMENDMENT MOTION

**Moved by:** Cr W Boglary  
**Seconded by:** Cr T Huges

**That a new point 2. be added which reads:**

- 2. Seek further community engagement and input across all associated Veteran Organisations and other organisations, to collaborate with Council to add value to the success of the event.**

**CARRIED 11/0**

Crs Boglary, Mitchell, Gollè, Hewlett, Edwards, Talty, Elliott, Huges, Gleeson, Bishop and Williams voted FOR the motion.

Cr Boglary's motion with the amendment became the motion and was put as follows:

**PROCEDURAL MOTION**

Moved by: Cr M Elliott

That the motion be put.

CARRIED 11/0

Crs Boglary, Mitchell, Gollè, Hewlett, Edwards, Talty, Elliott, Huges, Gleeson, Bishop and Williams voted FOR the motion.

**Moved by: Cr J Talty**

**Seconded by: Cr W Boglary**

**That Council resolves to:**

- 1. Offer freedom of entry to Redland City to the 25/49 Royal Queensland Regiment; and**
- 2. Seek further community engagement and input across all associated Veteran Organisations and other organisations, to collaborate with Council to add value to the success of the event.**

**CARRIED 11/0**

Crs Boglary, Mitchell, Gollè, Hewlett, Edwards, Talty, Elliott, Huges, Gleeson, Bishop and Williams voted FOR the motion.

**12 MAYORAL MINUTE**

Nil

**13 NOTICES OF MOTION TO REPEAL OR AMEND RESOLUTIONS****13.1 NOTICE OF MOTION TO AMEND – CR BOGLARY****13.1.1 BULKY HOUSEHOLD ITEM COLLECTION SERVICE****COUNCIL RESOLUTION**

**Moved by: Cr W Boglary**

**Seconded by: Cr M Elliott**

In accordance with *RCC Meetings Standing Orders* s.23 and s.262 of the *Local Government Regulation 2012*, Cr Boglary moved as follows:

At the General Meeting of 18 November 2015 (*Item 12.5.5 Resolution of Council to Call Expression of Interest for Bulky Household Item collection Service and the Establishment of a Redlands Community Recycling Workshop*) Council resolved:

- 1. In accordance with section 228 of the Local Government Regulation 2012, the RedWaste Services Unit invite Expressions of Interests prior to inviting written tenders for the selection of a suitably qualified social benefit and social enterprise provider for the collection, transport and disposal of bulky items from Redland City households, and to establish a Redlands Community Recycling Workshop to reuse or recycle recoverable household items;*
- 2. That, in the best interest of Council, invite written tenders from shortlisted respondents from the Expression of Interest for the selection of a contractor to enter in a bulky household item collection and Redlands Community Recycling Workshop contract;*
- 3. Delegate authority to the Chief Executive Officer to make, vary and discharge a bulky household item collection and Redlands Community Recycle Workshop contract subject to the completion of formal Invitation to Tender process from shortlisted Expression of Interest respondents; and*
- 4. Approve a provisional budget of \$250,000 for the 2016/17 financial year, and each subsequent year, subject to change following receipt of Expressions of Interest and Invitation to Tender.*

Notice is hereby given that at the General Meeting scheduled for 11 May 2016, I intend to move as follows:

**That Council resolves to:**

- 1. Rescind clause 1 of the resolution for Item 12.5.5 of the General Meeting of 18 November 2015;**
- 2. Amend clause 2 of the resolution for Item 12.5.5 of the General Meeting of 18 November 2015, to now read as follows:**

***That Council invite written tenders for the selection of a Social Benefit Supplier or Social Enterprise contractor to enter in an on request (subject to conditions), bulky household item collection service, and Redlands Community Recycling Workshop contract, and operation of RecycleWorld including mainland waste transfer station salvage contract;***

3. Amend clause 3 of the resolution for Item 12.5.5 of the General Meeting of 18 November 2015, to now read as follows:

*Delegate authority to the Chief Executive Officer to make, vary and discharge an on request (subject to conditions) bulky household item collection service, and Redlands Community Recycle Workshop contract, and operation of RecycleWorld and mainland waste transfer station salvage contract subject to the completion of formal Invitation to Tender process; and*

4. Amend clause 4 of the resolution for Item 12.5.5 of the General Meeting of 18 November 2015, to read:

*Approve a provisional budget of \$277,500 for the 2016/17 financial year for the on request (subject to conditions) bulky household item collection service, and Redlands Community Recycle Workshop contract, and each subsequent year, subject to change following receipt of Invitation to Tender and award of contract.*

### **Background**

Officers have undertaken a market analysis and have formed an understanding of the opportunities and constraints in the current social enterprise market; officers have concluded that there are suitable suppliers available that have the capacity to undertake the Services.

Accordingly it has been determined that an EOI would have little utility and would be unlikely to reduce the value for money achieved by Council under any resulting contract. Furthermore it is considered that the EOI process would add unnecessary delay to the procurement of the Services.

Furthermore, at the Councillor Workshop on 30 April 2015 Council expressed interest in tendering the management and operation of RecycleWorld to Social Benefit Providers and Social Enterprises.

Council now has an opportunity to tender all services together, including the bulky household item collection, Redlands Community Recycle Workshop contract, operation of RecycleWorld, and mainland waste transfer station salvage contract.

### **CARRIED 10/0**

Crs Boglary, Mitchell, Gollè, Hewlett, Edwards, Talty, Huges, Gleeson, Bishop and Williams voted FOR the motion.

Cr Elliot was not present when the motion was put.

**14 NOTICES OF MOTION****14.1 NOTICES OF MOTION – CR EDWARDS****14.1.1 HIGH STREET, RUSSELL ISLAND****COUNCIL RESOLUTION**

Moved by: Cr M Edwards

Seconded by: Cr W Boglary

That Council resolves that Officers provide a report to Councillors by 20 June 2016 advising cost to remove trees to improve the parking on Council owned land at 3, 5, 7, 9 and 11 High Street Russell Island.

**CARRIED 11/0**

Crs Boglary, Mitchell, Gollè, Hewlett, Edwards, Talty, Elliott, Huges, Gleeson, Bishop and Williams voted FOR the motion.

**14.1.2 JOCK KENNEDY PARK, RUSSELL ISLAND****COUNCIL RESOLUTION**

Moved by: Cr M Edwards

Seconded by: Cr T Huges

That Council resolves as follows:

1. That Council install timed parking at Jock Kennedy Park, Russell Island parking area, including the boat ramp car park, to a maximum of four days; and
2. That signage be installed by 20 June 2016.

**CARRIED 11/0**

Crs Boglary, Mitchell, Gollè, Hewlett, Edwards, Talty, Elliott, Huges, Gleeson, Bishop and Williams voted FOR the motion.

**14.1.3 WEINAM CREEK JETTY CAR PARKS****COUNCIL RESOLUTION**

Moved by: Cr M Edwards

Seconded by: Cr M Elliott

That Council resolves to:

1. Review the timed parking zones at and around the Weinam Creek PDA area in order to improve functionality for island and local residents and,
2. Provide a workshop to Councillors on recommendations by 20 June 2016.


**CARRIED 11/0**

Crs Boglary, Mitchell, Gollè, Hewlett, Edwards, Talty, Elliott, Huges, Gleeson, Bishop and Williams voted FOR the motion.

**15 URGENT BUSINESS WITHOUT NOTICE**

Nil.

**16 CLOSED SESSION****16.1 COMMUNITY AND CUSTOMER SERVICES****16.1.1 LOCAL GOVERNMENT INFRASTRUCTURE PLAN EXTENSION**

<b>Objective Reference:</b>	<b>A1457307</b> <b>Reports and Attachments (Archives)</b>
<b>Authorising Officer:</b>	 <b>Louise Rusan</b> <b>Group Manager City Planning &amp; Assessment</b>
<b>Responsible Officer:</b>	<b>David Jeanes</b> <b>Group Manager City Planning &amp; Assessment</b>
<b>Report Author:</b>	<b>Giles Tyler</b> <b>Principal Advisor Infrastructure Planning &amp; Charging</b>

---

**PURPOSE**

The purpose of this report is to seek a Council resolution to make an application to the Planning Minister for an extension to the timeframe to prepare the Local Government Infrastructure Plan (LGIP).

Until recently, the *Sustainable Planning Act 2009* (SPA) required local governments to have in place a new format LGIP by 1 July 2016, or they lose the power to levy infrastructure charges or impose conditions about infrastructure charges on development. Following pressure from a significant number of local governments concerned about practicality of that time requirement, the Act has since been amended to extend the period up to 1 July 2018, but upon approval of the Planning Minister in response to a local government application for an extension of its LGIP preparation timeframe.

Extension applications are required to be submitted to the Planning Minister no later than 27 May 2016.

To avoid any doubt about the previous resolution to prepare the LGIP, a further resolution is also sought.

**BACKGROUND**

Queensland's infrastructure planning and charging framework has been undergoing the current round of regulatory reforms since 2010. Various changes to the framework have occurred in that time including the introduction of capped infrastructure charges. Under SPA, local governments are required to prepare an LGIP. These documents are designed to facilitate:

- integration of infrastructure and land use planning;
  - alignment with Asset Management Plans (AMPs) and the Long Term Financial Forecast (LTFF);
  - transparency in a council's intentions for the provision of higher order urban services;
  - efficient and cost effective infrastructure delivery; and
  - a basis for infrastructure conditions of development.
-



*Statutory Guideline 03/14 – Local government infrastructure plans* sets out the minimum requirements that must be followed by a local government in preparing or amending a local government infrastructure plan (LGIP), including the format and content. Council has made significant progress on the preparation of the draft LGIP but there are a number of outstanding tasks (including workshop and resolution hold points) that would make it improbable that this July could be practicably achieved for its adoption. Moreover, the LGIP forms part of the new City Plan 2015 going forward and is reliant upon it in terms of a final adoption timeframe, as well as delivery of related planning scheme policy. Specifically, the Planning Scheme Policy 2 Infrastructure Works (PSP2) is still in the development stage and is some way off. Logically, the City Plan 2015 and LGIP would come into effect on the same day, further justifying the need to seek the extension to the LGIP preparation timeframe.

The process to prepare an LGIP is set out in the *Statutory Guideline 04/14 – making and amending local planning instruments*. Under this guideline, Council must resolve to make an LGIP. This step was satisfied when Council resolved to prepare a new planning scheme (including LGIP) on 9th October 2013. Council has legal advice to this effect. However, to avoid any doubt following changes to the Planning Act and statutory requirements for the making or amending of Infrastructure Plans, a further resolution is included within this report and forms part of the resolution.

## ISSUES

The SPA was amended in November 2015 to extend the timeframe for the preparation of an LGIP from before 1 July 2016 to before 1 July 2018 for a local government that has received the approval of the Planning Minister to an application for an extension of its LGIP preparation timeframe.

A local government will not be able to levy infrastructure charges or impose conditions about trunk infrastructure if it either:

- does not have an LGIP in its planning scheme before 1 July 2016; or
- has not received the Planning Minister's approval before 1 July 2016 for an extension of its LGIP preparation timeframe.

A local government that is seeking to extend the timeframe for the preparation of its LGIP must apply to the Planning Minister for the extension in accordance with the following requirements under SPA s.997:

- An application must be accompanied by evidence of the local government resolution to make the application and a project plan that demonstrates how the local government will finalise the LGIP within the extended timeframe. Hence, the reassertion of the resolution in this report.
- The local government should prepare a project plan that shows how the LGIP will be able to be adopted before 1 July 2018. The project plan should set down:
  1. The steps that need to be completed to enable the adoption of the LGIP, the timeframe associated with each step and the intended adoption date.
  2. The budget and resources needed to carry out the above steps including, as necessary, externally sourced expertise.
  3. The parts of the local government that will be involved in the preparation and adoption of the LGIP including, for example, staff responsible for managing various tasks and deliverables/inputs.

The complying Project Plan is attached to this report.

Given the importance of the LGIP to a fully integrated suite of key planning documents for the City (including the Netserv Plan, City Plan, AMPs and LTFF), it is critical that any operational resource impediments to realising the scheduled delivery of the LGIP are expeditiously managed. Consequently, it is recommended that Council resolve to delegate authority to the CEO to facilitate the preparation and commencement of the LGIP as necessary.

## **STRATEGIC IMPLICATIONS**

### **Legislative Requirements**

The extension to the implementation of the LGIP is being sought pursuant to the *Sustainable Planning Act 2009*.

### **Risk Management**

The risk of not extending the timeframe for the implementation of the LGIP has the potential to undermine Council's ability to collect infrastructure charges and could see slippage in the commencement of the new City 2015.

### **Financial**

Seeking the extension to the timeframe for preparing the LGIP removes the risk of Council not recovering infrastructure charges.

### **People**

Project resourcing is in place and fully funded.

### **Environmental**

There are no environmental impacts of extending the LGIP completion date.

### **Social**

There are no social impacts of extending the LGIP completion date.

### **Alignment with Council's Policy and Plans**

Corporate Plan  
Netserv Plan  
Draft City Plan  
Asset Management Plans  
Long Term Financial Forecast

## **CONSULTATION**

City Plan 2015 drafting team  
City Infrastructure Group  
Water & Wastewater Infrastructure Group  
City Spaces Group  
Community & Cultural Services Group  
Strategic Planning Unit

**OPTIONS**

1. That Council resolves to prepare a Local Government Infrastructure Plan Amendment in accordance with the requirements of the *Sustainable Planning Act 2009*; and
  1. That Council resolves to apply to the Minister for Infrastructure, Local Government and Planning pursuant to section 997 of the *Sustainable Planning Act 2009* for an extension to the timeframe for preparing the LGIP generally in accordance with the attached project plan; and
  2. That Council delegates authority to the Chief Executive Officer, in accordance with the *Local Government Act 2009* to advance any and all matters associated with the preparation of the Local Government Infrastructure Plan.
2. That Council resolves not to apply to the Planning Minister for an extension of the LGIP.

**OFFICER'S RECOMMENDATION/  
COUNCIL RESOLUTION**

Moved by: Cr P Gleeson

Seconded by: Cr P Gollè

That Council resolves to:

1. Prepare a Local Government Infrastructure Plan Amendment in accordance with the requirements of the *Sustainable Planning Act 2009*;
2. Apply to the Minister for Infrastructure, Local Government and Planning pursuant to section 997 of the *Sustainable Planning Act 2009* for an extension to the timeframe for preparing the Local Government Infrastructure Plan generally in accordance with the attached project plan;
3. Delegate authority under s.257(1)(b) *Local Government Act 2009* to the Chief Executive Officer, to advance any and all matters associated with the preparation of the Local Government Infrastructure Plan;
4. Note that the attachment to this report remains confidential and the report itself may be published in the minutes.

**CARRIED 11/0**

Crs Boglary, Mitchell, Gollè, Hewlett, Edwards, Talty, Elliott, Huges, Gleeson, Bishop and Williams voted FOR the motion.

---

**16.1.2 COMPULSORY LAND ACQUISITION FOR EAST THORNLANDS URBAN WILDLIFE CORRIDOR**

**Objective Reference:** A1748970  
Reports and Attachments (Archives)

**Authorising/Responsible Officer:**   
Louise Rusan  
General Community and Customer Services

**Report Author:** Gary Photinos  
Group Manager Environment and Regulation

---

**EXECUTIVE SUMMARY**

A confidential report from General Manager Community & Customer Services was presented to Council for consideration in accordance with Section 275(1) of the *Local Government Regulation 2012*.

**COUNCIL RESOLUTION**

**Moved by:** Cr M Elliott  
**Seconded by:** Cr P Gollè

**That Council resolves as follows:**

1. To proceed to negotiate the purchase of the land described in the confidential attachment '*East Thornlands Wildlife Corridor, Property Details, Zoning Information and Aerial Photograph*' at fair market value, for environmental purposes with Councillors advised of this negotiated price prior to contract finalisation;
2. If negotiations to purchase the land described in the attachment '*East Thornlands Wildlife Corridor, Property Details, Zoning Information and Aerial Photograph*' are unsuccessful that Council proceed to resume (taking of land) for environmental purposes under the Acquisition of Land Act 1967;
3. To delegate authority to the Chief Executive Officer under s.257(1)(b) of the *Local Government Act 2009* to negotiate, make, vary and discharge the agreement and to sign all documents in regard to this matter.
4. That report and attachments remain Confidential until such time as the acquisition of the said land has been finalised.

**CARRIED 8/3**

Crs Boglary, Mitchell, Gollè, Hewlett, Edwards, Elliott, Huges and Bishop voted FOR the motion.

Crs Gleeson, Talty and Williams voted AGAINST the motion.

---

Mayor Williams declared a perceived conflict of interest in this item stating that, the appellants attended a couple of her events 5 years ago and are also on her register. Mayor Williams chose to remain in the room and vote in the best interest of the community.

### 16.1.3 APPEAL 2675 OF 2009 LM WIGAN

**Objective Reference:** A1762795  
Reports and Attachments (Archives)

**Authorising Officer:**



**Louise Rusan**  
General Manager Community and Customer  
Services

**Responsible Officer:** David Jeanes  
Group Manager City Planning and Assessment

**Report Author:** Chris Vize  
Principal Adviser Economic Sustainability and  
Major Projects

---

### EXECUTIVE SUMMARY

A confidential report from General Manager Community & Customer Services was presented to Council for consideration in accordance with Section 275(1) of the *Local Government Regulation 2012*.

### COUNCIL RESOLUTION

**Moved by:** Cr J Talty  
**Seconded by:** Cr P Gleeson

**That Council resolves to:**

1. Adopt Option 1 presented in this report; and
2. Maintain this report and its attachments as Confidential until the appeal is resolved.

**CARRIED 8/3**

Crs, Mitchell, Gollè, Hewlett, Edwards, Talty, Huges, Gleeson and Williams voted FOR the motion.

Crs Boglary, Elliott and Bishop voted AGAINST the motion.

**16.1.4 VILLA WORLD APPEALS 178, 179, 180 AND 181 OF 2015 (A1764789)**

**Objective Reference:** A1765373  
Reports and Attachments (Archives)

**Authorising Officer:**



**Louise Rusan**  
General Manager Community and Customer  
Services

**Responsible Officer:**

**David Jeanes**  
Group Manager City Planning and Assessment

**Report Authors:**

**Giles Tyler**  
Principal Advisor Infrastructure Planning and  
Charging

**Claire Lovejoy**  
Senior Solicitor

---

**EXECUTIVE SUMMARY**

A confidential report from General Manager Community & Customer Services was presented to Council for consideration in accordance with Section 275(1) of the *Local Government Regulation 2012*.

**COUNCIL RESOLUTION**

**Moved by:** Cr M Elliott  
**Seconded by:** Cr P Gleeson

**That Council as follows:**

- 1. To adopt Option 1 presented in this report; and**
- 2. That the report and attachment remain confidential.**

**CARRIED 11/0**

Crs Boglary, Mitchell, Gollè, Hewlett, Edwards, Talty, Elliott, Huges, Gleeson, Bishop and Williams voted FOR the motion.

**17 MEETING CLOSURE**

There being no further business, the Mayor declared the meeting closed at 11.15am.

**Signature of Chairperson:** \_\_\_\_\_

**Confirmation date:** \_\_\_\_\_