

EVACUATION SIGN

EVACUATION PROCEDURES

- Follow all instructions given by Wardens or Fire Officers
- Leave immediately by the nearest safe exit
- Move quickly, do not run
- If possible, close doors behind you
- Report to your designated assembly area
- Do not leave the assembly area until the Chief Warden gives the "all clear"
- If any injuries are sustained, notify a Warden
- Advise a Warden immediately if you are aware of people trapped in the building

SAFETY CONSIDERATIONS



Remove persons from immediate danger.



Alert nearby staff and members of the public and call 000 (Operate manual call point if applicable)



Confine fire and smoke. Close windows and doors (if safe). Keep low, under the smoke.










Extinguish and control the fire (if safe to do so).

FIRE EXTINGUISHERS

OPERATING INSTRUCTIONS

Pull the pin **A**im the nozzle **S**queeze the trigger **S**weep the base of the fire

	 Water	 Wet Chemical	 Foam	 Dry Chemical Powder ABE	 Carbon Dioxide CO2	 Vapourising Liquid	 Fire Blanket
A Ordinary Combustible (Wood, Paper, Plastic, etc)	✓ MOST SUITABLE	✓	✓	✓ ABE	✗	✓ MOST SUITABLE	✓
B Flammable and Combustible Liquids	✗	✗	✓ MOST SUITABLE	✓ ABE	✓	✓	✓
C Flammable Gases	✗	✗	✗	✓ ABE	✗	✗	✗
E Energised Electrical Equipment	✗	✗	✗	✓ ABE	✓ MOST SUITABLE	✓	✗
F Cooking Oils & Fats	✗	✓ MOST SUITABLE	✓	✗ ABE	✓ LIMITED EFFECT	✗	✓

