

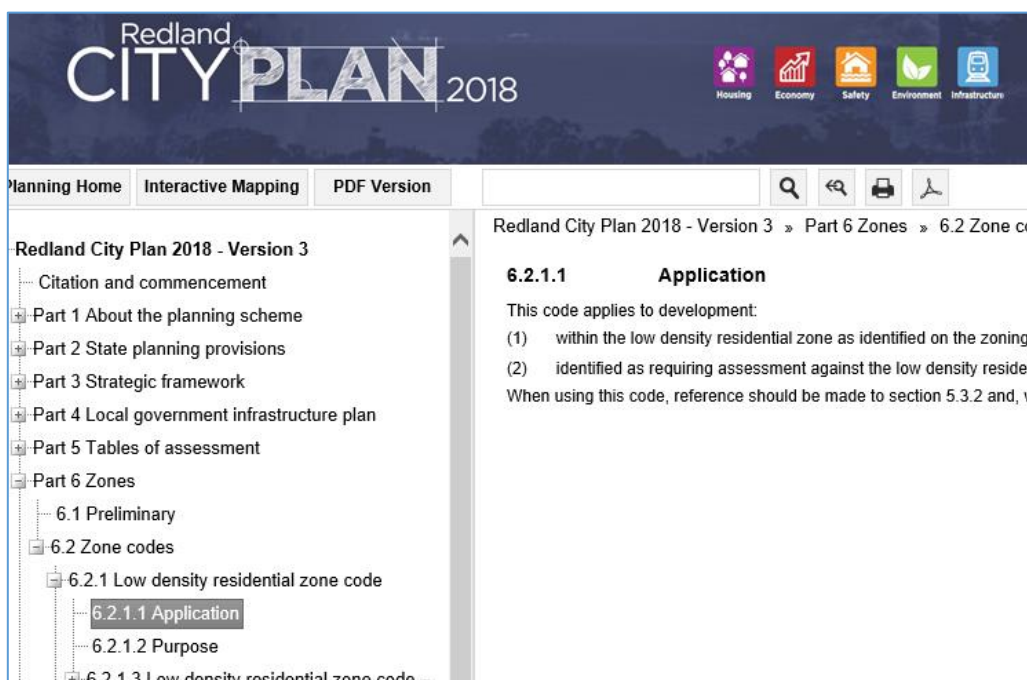
# How to Convert the Redland City Plan PDF Document to Text

1. Access the Redland City Plan on Council's [website](#).
2. Select "PD Online – Interactive Redland City Plan"




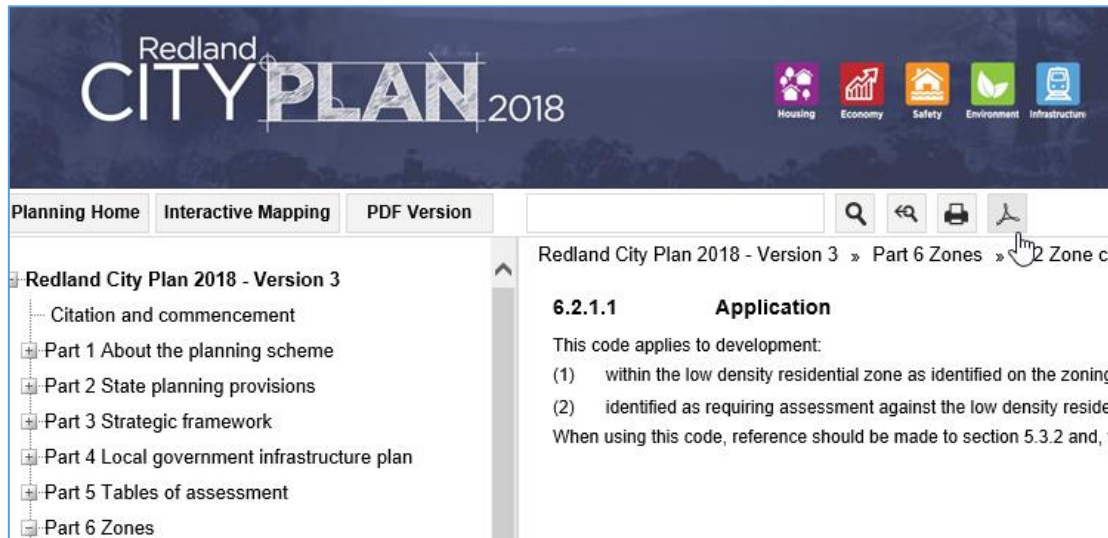
The screenshot shows the Redland City Council website. At the top left is the council logo. To the right are links for 'ONLINE SERVICES' and 'CONTACT US'. Below the navigation bar is a breadcrumb trail: 'Home > Planning, building and development > Redland City Plan > Redland City Plan documents'. The main heading is 'Redland City Plan documents'. Below this, there are three paragraphs describing the adoption dates and effect dates for Version 1 (6 July 2018), Version 2 (6 March 2019), and Version 3 (5 June 2019). At the bottom, there is a list of two links: 'PD Online - Interactive Redland City Plan' and 'Red-e-maps - Redland City Plan zoning and overlay maps', both with a note that desktop web browser support is required.


3. Expand the catalogue to the desired section of the plan.

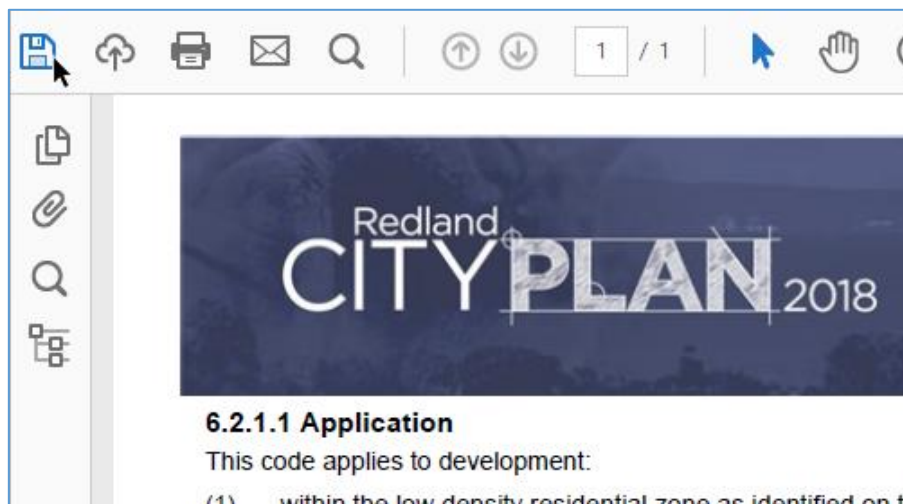


The screenshot shows the 'Redland CITY PLAN 2018' interactive mapping tool. The top navigation bar includes 'Planning Home', 'Interactive Mapping', and 'PDF Version'. On the right, there are icons for 'Housing', 'Economy', 'Safety', 'Environment', and 'Infrastructure'. The left sidebar shows a tree view of the plan's structure, with '6.2.1.1 Application' selected. The main content area displays the text for '6.2.1.1 Application', stating that this code applies to development within the low density residential zone as identified on the zoning map or identified as requiring assessment against the low density residential zone code. It also notes that when using this code, reference should be made to section 5.3.2 and, where applicable, section 5.3.3.

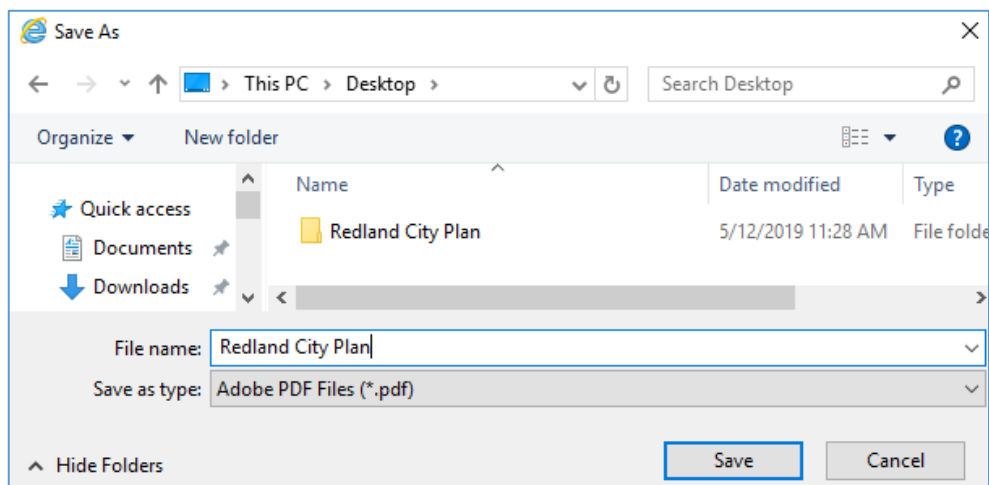
4. Select the  icon



5. The selected section of the Redland City Plan will open in a new browser. Select the  icon.



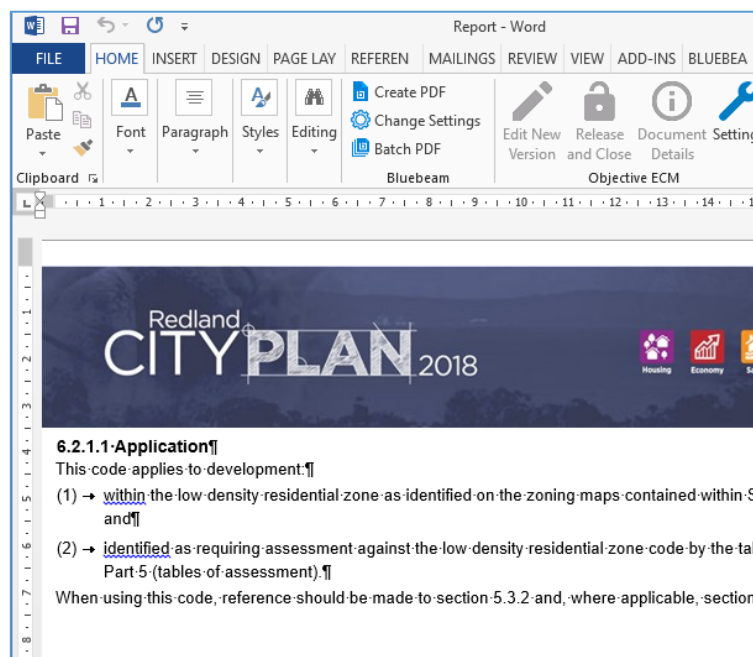
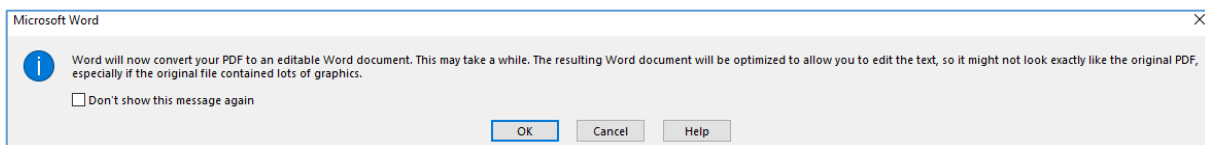
6. Save the PDF document.



7. Right click the downloaded PDF document and select to “Open with” a word processor application.



8. The word processor application converts the PDF to an editable text document.



**Disclaimer** This fact sheet is intended to help people gain an understanding of the Redland City Plan and is a GUIDE ONLY. The content of this fact sheet is not intended to replace the provisions of the Redland City Plan.